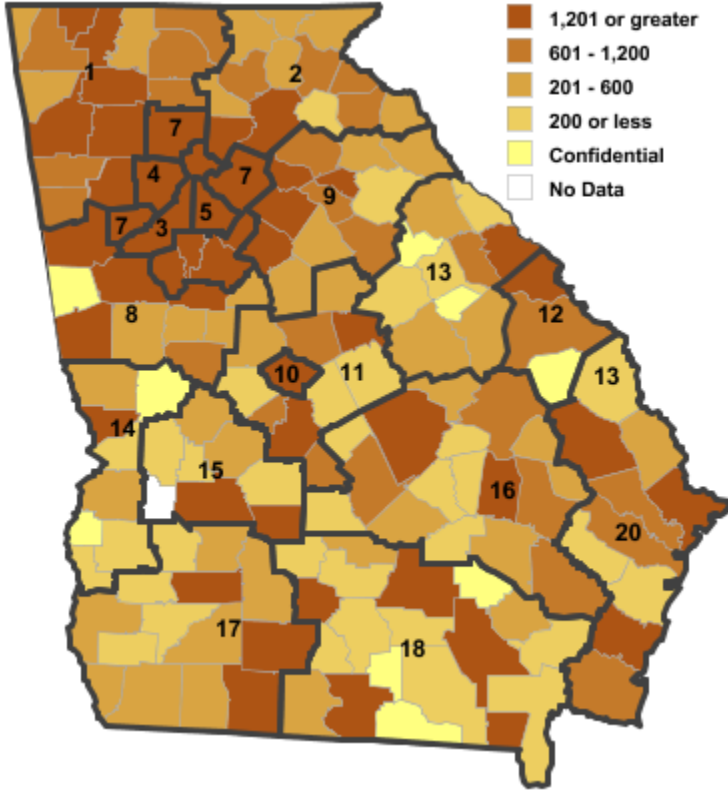
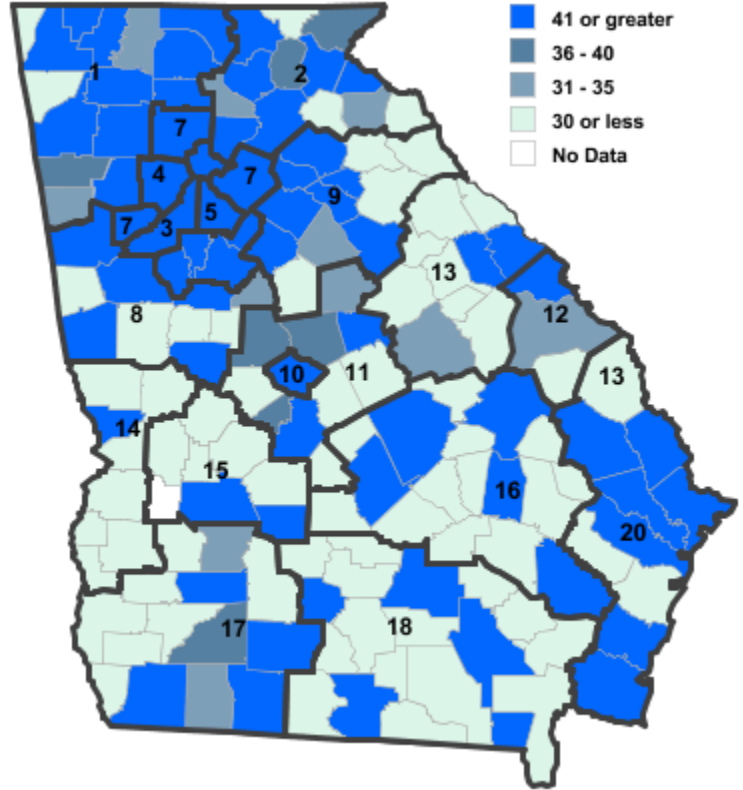


Annual Industry Averages from QCEW 2014 NAICS 62 : Health Care and Social Assistance

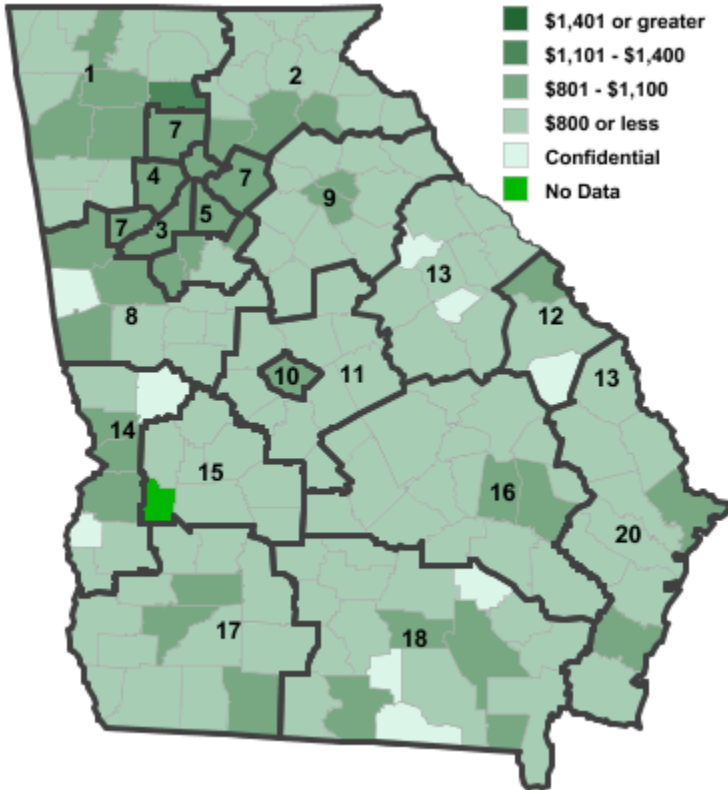
Employment



Establishments



Weekly Wages



Area

Establish- Employ- Weekly ments ment Wages

Workforce Investment Areas

1	Northwest Georgia	1,303	26,910	\$848
2	Georgia Mountains	1,342	24,272	\$858
3	City of Atlanta	3,734	77,485	\$1,077
4	Cobb County	1,908	33,086	\$1,005
5	DeKalb County	1,830	38,606	\$903
6	Fulton County	3,734	77,485	\$1,077
7	Atlanta Regional	4,029	59,700	\$856
8	West Central Georgia	832	19,520	\$849
9	Northeast Georgia	1,113	19,104	\$805
10	Macon-Bibb	549	14,938	\$960
11	Middle Georgia	648	10,070	\$649
12	Central Savannah River Area	692	17,687	\$963
13	East Central Georgia	385	5,302	\$648
14	Lower Chattahoochee	710	14,175	\$848
15	Middle Flint	188	3,795	\$647
16	Heart of Georgia-Altamaha	598	9,941	\$683
17	Southwest Georgia	801	15,576	\$878
18	Southern Georgia	837	13,092	\$744
20	Coastal Georgia	1,521	27,277	\$851

Counties with largest values

121	Fulton	3,734	77,485	\$1,077
227	Pickens	71	1,186	\$1,256

Note: *** Confidential - Industry group does not meet criteria for disclosure