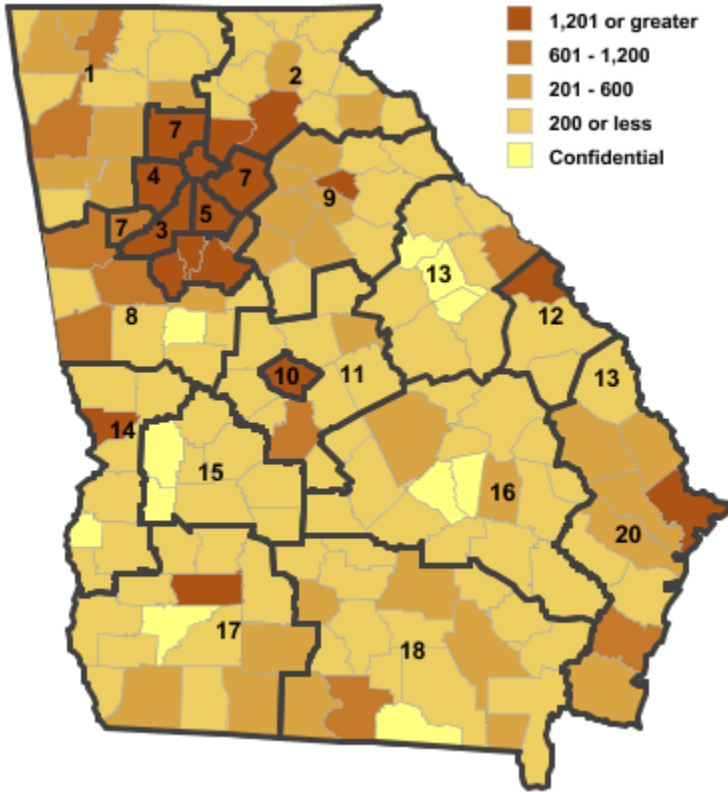


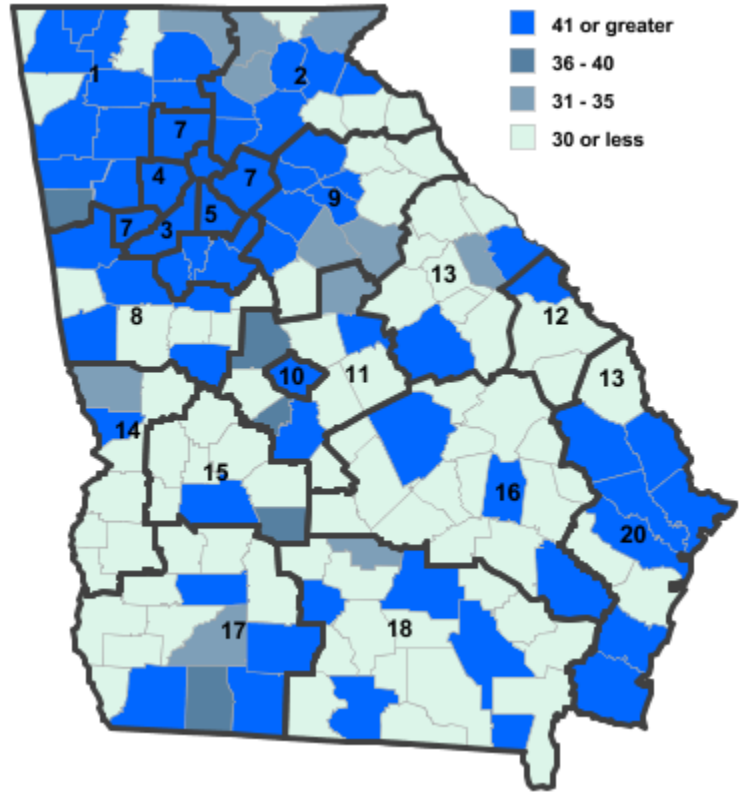
Annual Industry Averages from QCEW 2014

NAICS 81 : Other Services (except Public Administration)

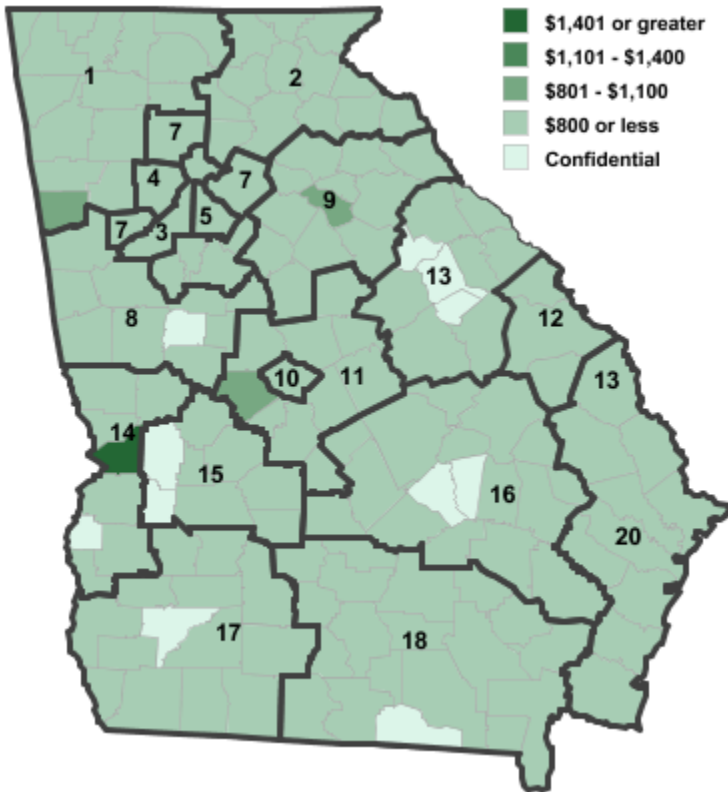
Employment



Establishments



Weekly Wages



Area

Establish- Employ- Weekly
ments ment Wages

Workforce Investment Areas

1	Northwest Georgia	1,006	4,908	\$563
2	Georgia Mountains	962	4,225	\$560
3	City of Atlanta	3,776	21,874	\$717
4	Cobb County	1,577	8,190	\$645
5	DeKalb County	1,629	7,777	\$681
6	Fulton County	3,776	21,874	\$717
7	Atlanta Regional	3,103	15,497	\$638
8	West Central Georgia	704	3,431	\$606
9	Northeast Georgia	876	3,926	\$526
10	Macon-Bibb	411	1,684	\$607
11	Middle Georgia	420	1,776	\$546
12	Central Savannah River Area	398	2,868	\$541
13	East Central Georgia	371	1,553	\$482
14	Lower Chattahoochee	501	2,828	\$620
15	Middle Flint	154	489	\$551
16	Heart of Georgia-Altamaha	371	1,457	\$471
17	Southwest Georgia	696	3,415	\$462
18	Southern Georgia	625	2,592	\$471
20	Coastal Georgia	1,279	7,335	\$564

Counties with largest values

53	Chattahoochee	5	92	\$4,448
121	Fulton	3,776	21,874	\$717

Note: *** Confidential - Industry group does not meet criteria for disclosure