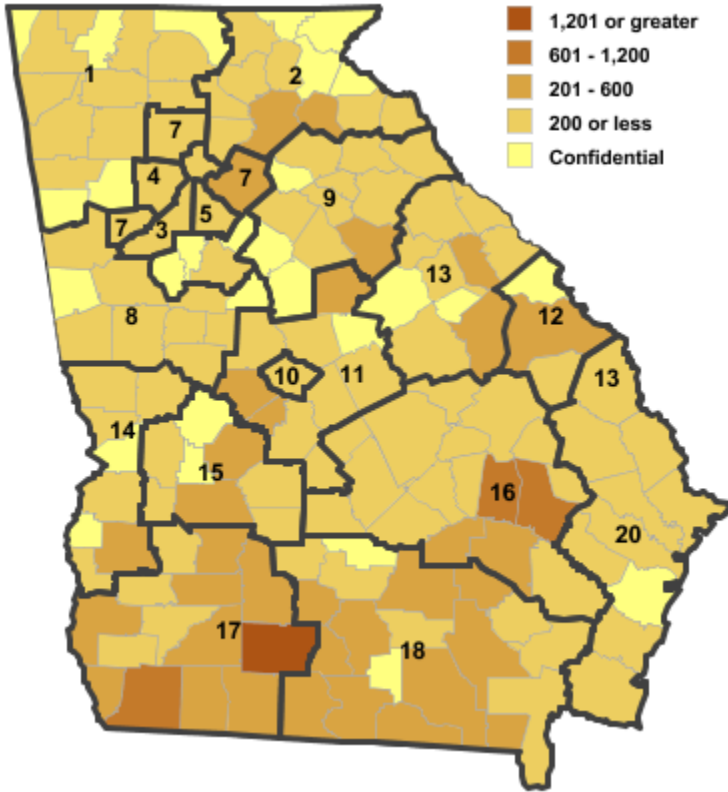


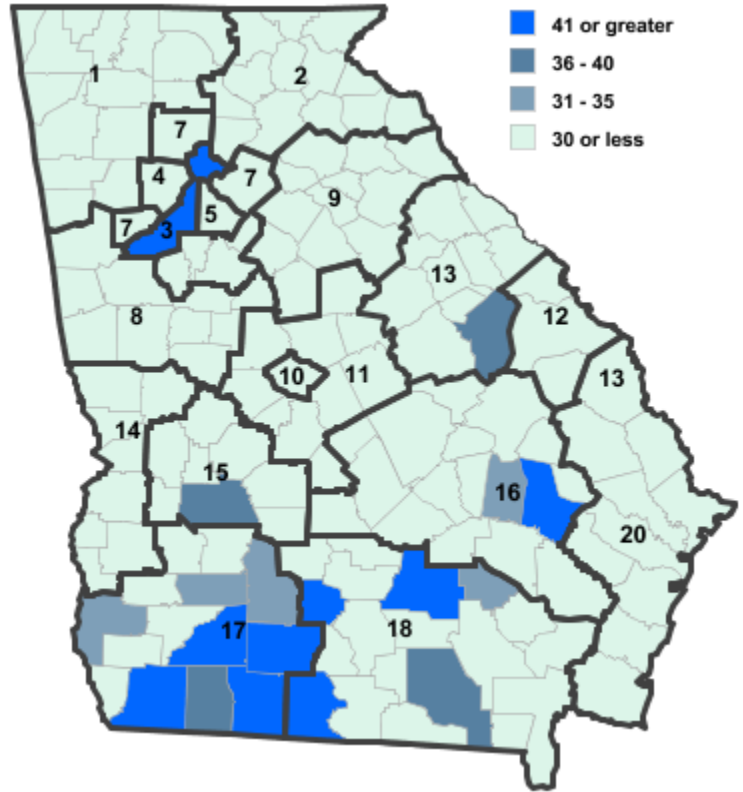
# Annual Industry Averages from QCEW 2015

## NAICS 11 : Agriculture, Forestry, Fishing, and Hunting

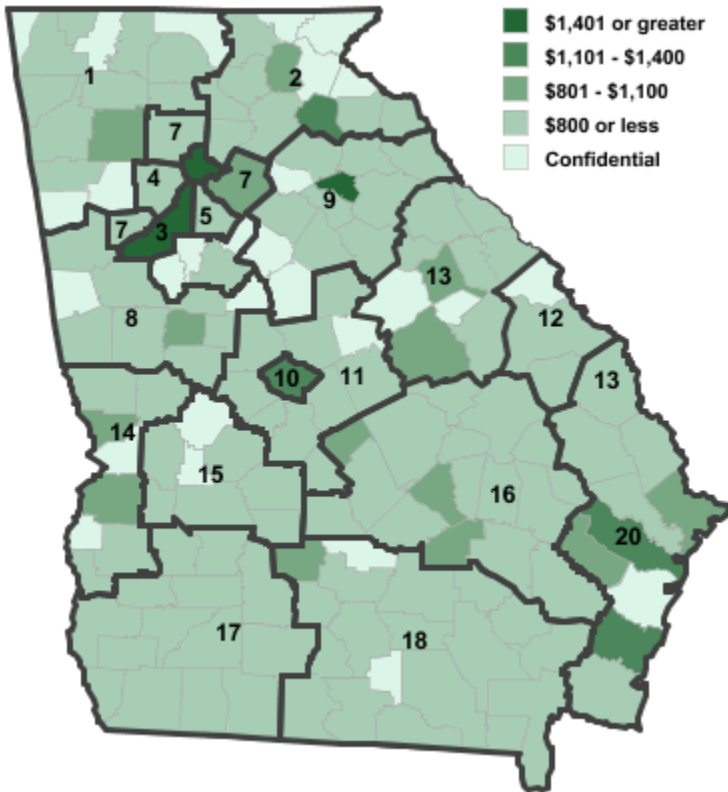
Employment



Establishments



Weekly Wages



Area

Establish- Employ- Weekly  
ments ment Wages

**Workforce Investment Areas**

1	Northwest Georgia	116	902	\$594
2	Georgia Mountains	137	1,618	\$875
3	City of Atlanta	42	192	<b>\$1,480</b>
4	Cobb County	12	37	\$621
5	DeKalb County	5	9	\$690
6	Fulton County	42	192	\$1,480
7	Atlanta Regional	81	594	\$743
8	West Central Georgia	90	601	\$627
9	Northeast Georgia	166	1,434	\$724
10	Macon-Bibb	13	67	\$1,164
11	Middle Georgia	118	1,548	\$605
12	Central Savannah River	52	427	\$1,081
13	East Central Georgia	109	1,014	\$706
14	Lower Chattahoochee	60	524	\$701
15	Middle Flint	130	1,315	\$590
16	Heart of Georgia-Altamaha	291	3,120	\$603
17	Southwest Georgia	<b>491</b>	5,413	\$536
18	Southern Georgia	444	<b>5,561</b>	\$520
20	Coastal Georgia	116	736	\$736

**Counties with largest values**

59	Clarke	9	104	<b>\$1,595</b>
71	Colquitt	<b>77</b>	<b>1,648</b>	\$372

Note: \*\*\* Confidential - Industry group does not meet criteria for disclosure