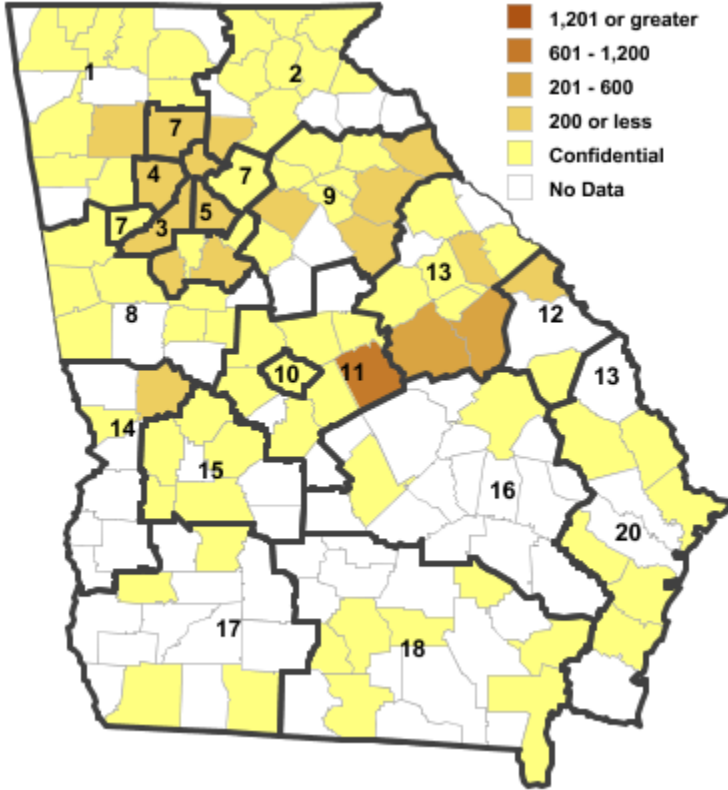


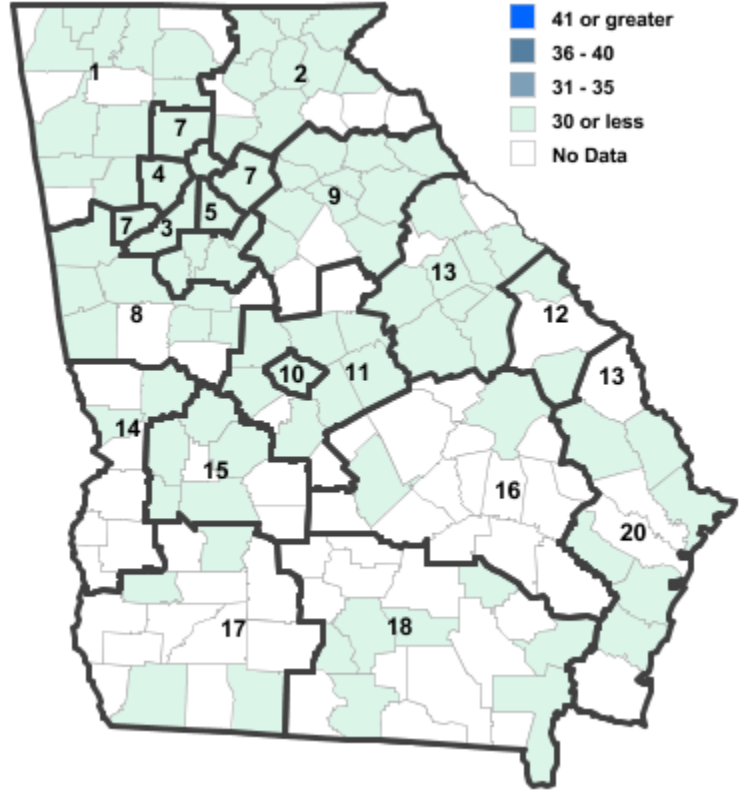
# Annual Industry Averages from QCEW 2015

## NAICS 21 : Mining

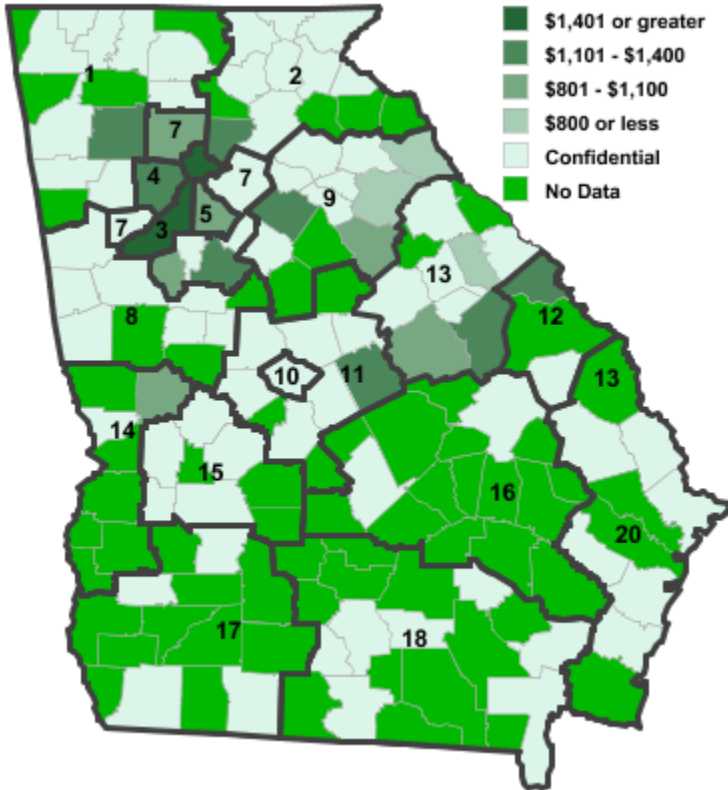
### Employment



### Establishments



### Weekly Wages



### Area

### Establish- Employ- Weekly ments           ment   Wages

#### Workforce Investment Areas

1	Northwest Georgia	25	427	\$1,126
2	Georgia Mountains	20	172	\$1,241
3	City of Atlanta	10	135	<b>\$4,415</b>
4	Cobb County	7	82	\$1,188
5	DeKalb County	5	78	\$1,047
6	Fulton County	10	135	\$4,415
7	Atlanta Regional	29	411	\$1,226
8	West Central Georgia	9	***	***
9	Northeast Georgia	<b>43</b>	368	\$777
10	Macon-Bibb	2	***	***
11	Middle Georgia	17	<b>1,497</b>	\$1,298
12	Central Savannah River	4	78	\$1,288
13	East Central Georgia	21	562	\$1,102
14	Lower Chattahoochee	7	134	\$1,103
15	Middle Flint	8	307	\$962
16	Heart of Georgia-Altamaha	1	***	***
17	Southwest Georgia	5	346	\$964
18	Southern Georgia	7	62	\$696
20	Coastal Georgia	10	30	\$990

#### Counties with largest values

105	Elbert	<b>19</b>	191	\$641
121	Fulton	10	135	<b>\$4,415</b>
319	Wilkinson	9	<b>1,088</b>	\$1,326

Note: \*\*\* Confidential - Industry group does not meet criteria for disclosure