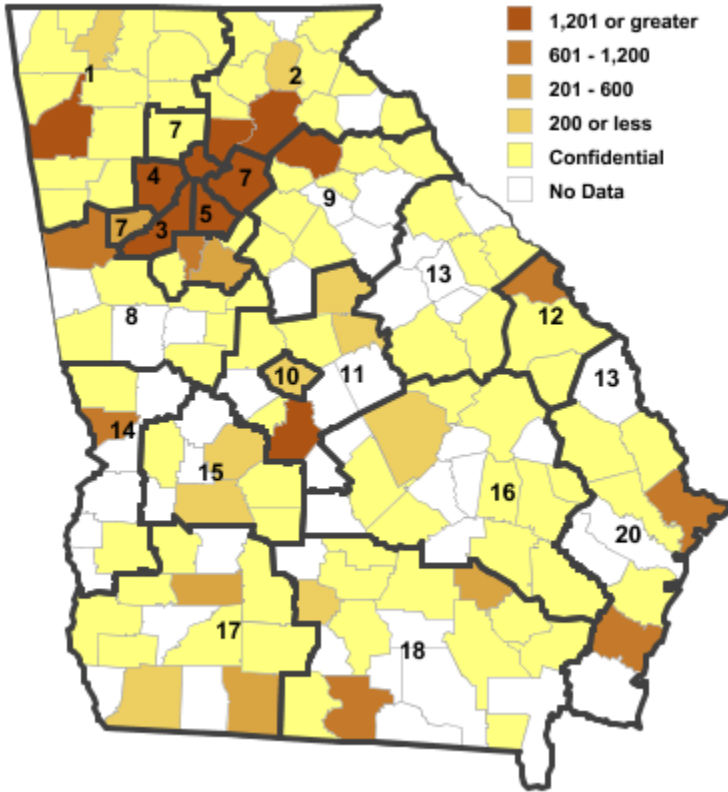


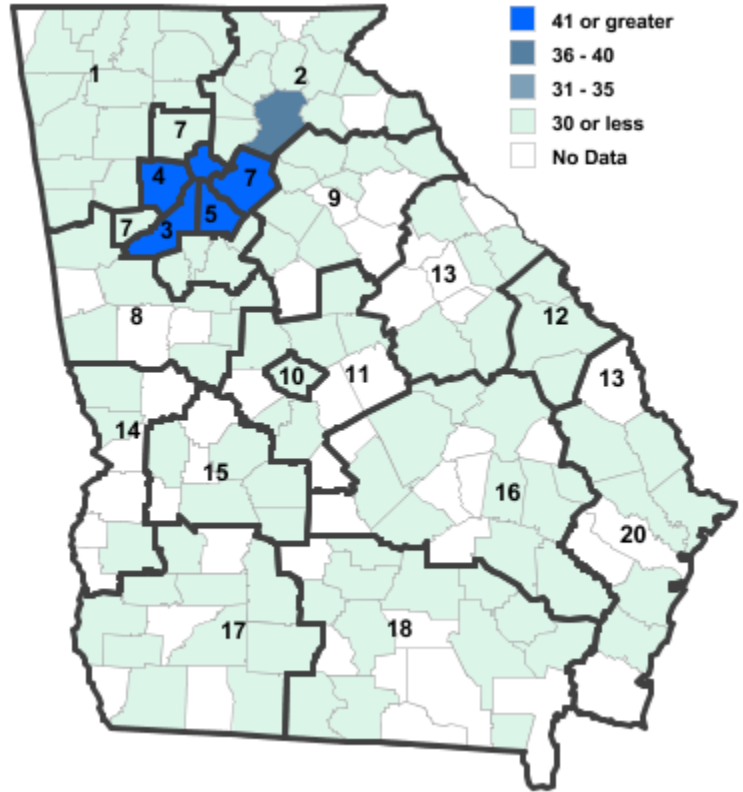
Annual Industry Averages from QCEW 2015

NAICS 311 : Food Manufacturing

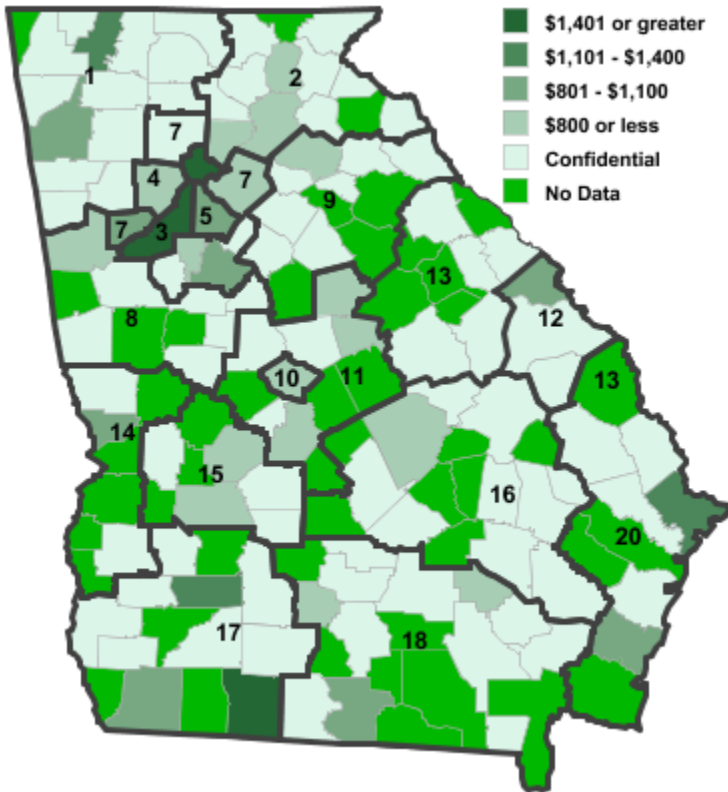
Employment



Establishments



Weekly Wages



Area

Establish- Employ- Weekly
ments ment Wages

Workforce Investment Areas

1	Northwest Georgia	41	3,474	\$788
2	Georgia Mountains	83	14,425	\$679
3	City of Atlanta	101	8,345	\$2,911
4	Cobb County	43	1,989	\$675
5	DeKalb County	57	2,774	\$998
6	Fulton County	101	8,345	\$2,911
7	Atlanta Regional	86	5,293	\$816
8	West Central Georgia	15	2,024	\$765
9	Northeast Georgia	35	5,225	\$719
10	Macon-Bibb	7	168	\$674
11	Middle Georgia	19	3,488	\$762
12	Central Savannah River	16	1,086	\$951
13	East Central Georgia	11	148	\$716
14	Lower Chattahoochee	17	2,053	\$801
15	Middle Flint	14	***	***
16	Heart of Georgia-Altamaha	21	2,543	\$665
17	Southwest Georgia	41	5,672	\$856
18	Southern Georgia	39	2,315	\$679
20	Coastal Georgia	49	1,586	\$990

Counties with largest values

121	Fulton	101	8,345	\$2,911
139	Hall	38	9,925	\$708

Note: *** Confidential - Industry group does not meet criteria for disclosure