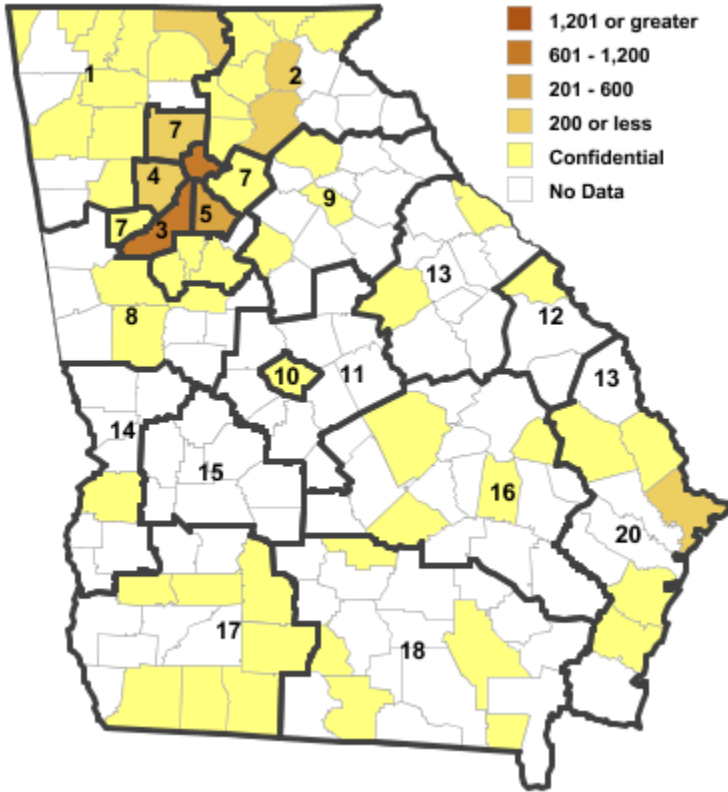


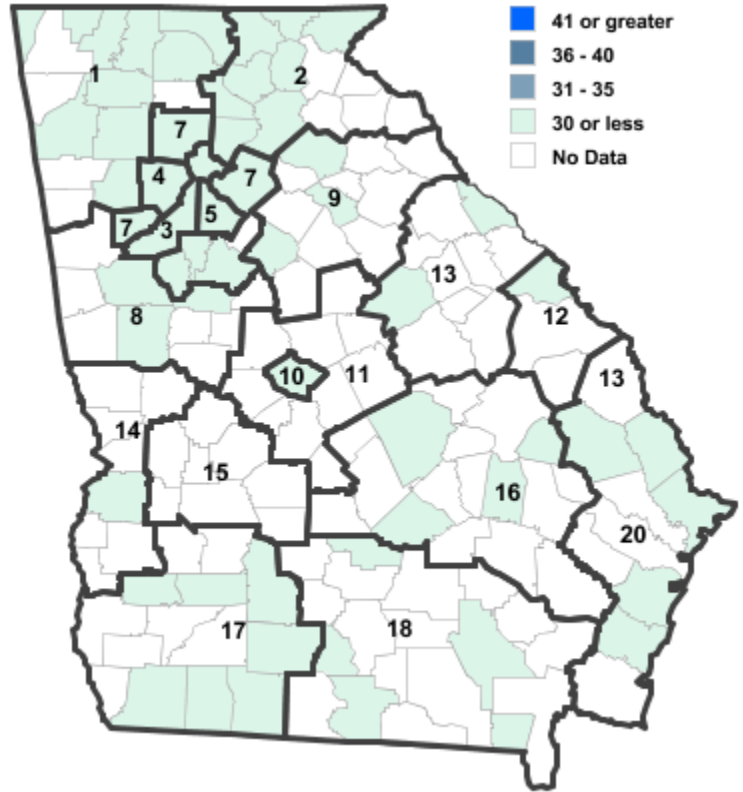
Annual Industry Averages from QCEW 2015

NAICS 312 : Beverage and Tobacco Product Manufacturing

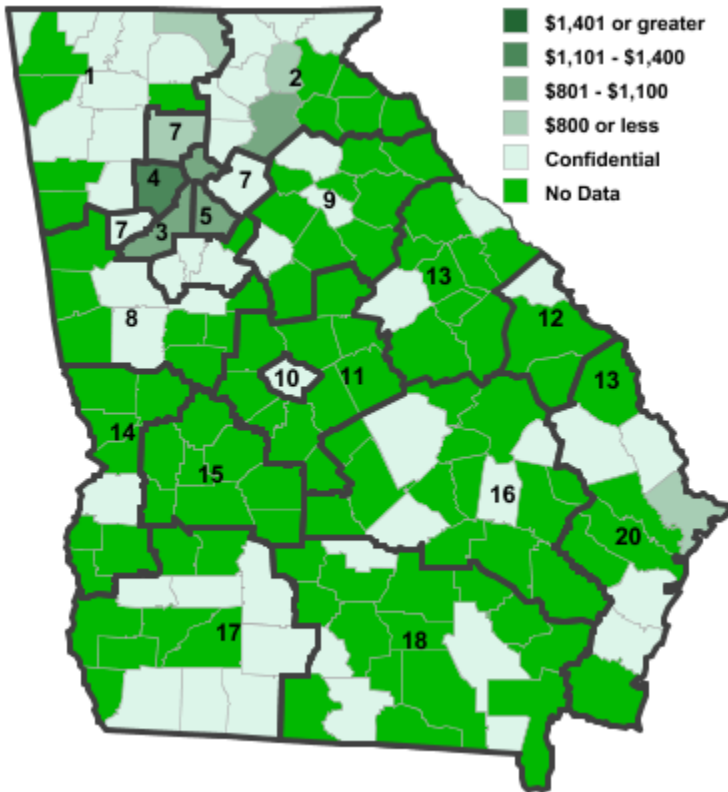
Employment



Establishments



Weekly Wages



Area

Establish- Employ- Weekly
ments ment Wages

Workforce Investment Areas

1	Northwest Georgia	14	670	\$1,456
2	Georgia Mountains	14	290	\$826
3	City of Atlanta	23	821	\$1,041
4	Cobb County	9	187	\$1,109
5	DeKalb County	7	399	\$1,039
6	Fulton County	23	821	\$1,041
7	Atlanta Regional	11	***	***
8	West Central Georgia	3	25	\$543
9	Northeast Georgia	3	***	***
10	Macon-Bibb	2	***	***
12	Central Savannah River	2	***	***
13	East Central Georgia	2	***	***
14	Lower Chattahoochee	2	***	***
16	Heart of Georgia-Altamaha	4	***	***
17	Southwest Georgia	9	788	\$1,692
18	Southern Georgia	5	197	\$823
20	Coastal Georgia	12	122	\$713

Counties with largest values

95	Dougherty	2	613	\$1,992
121	Fulton	23	821	\$1,041

Note: *** Confidential - Industry group does not meet criteria for disclosure