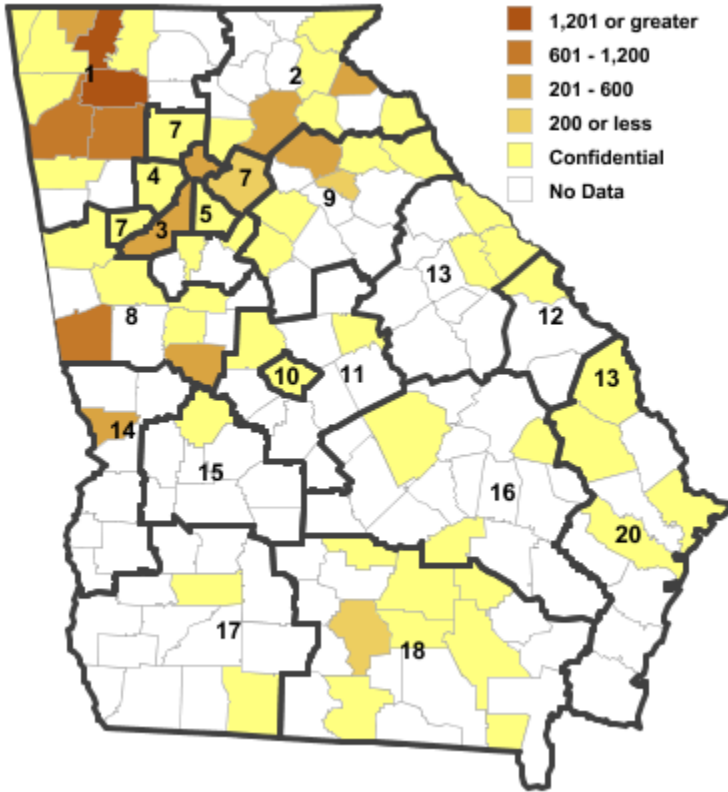


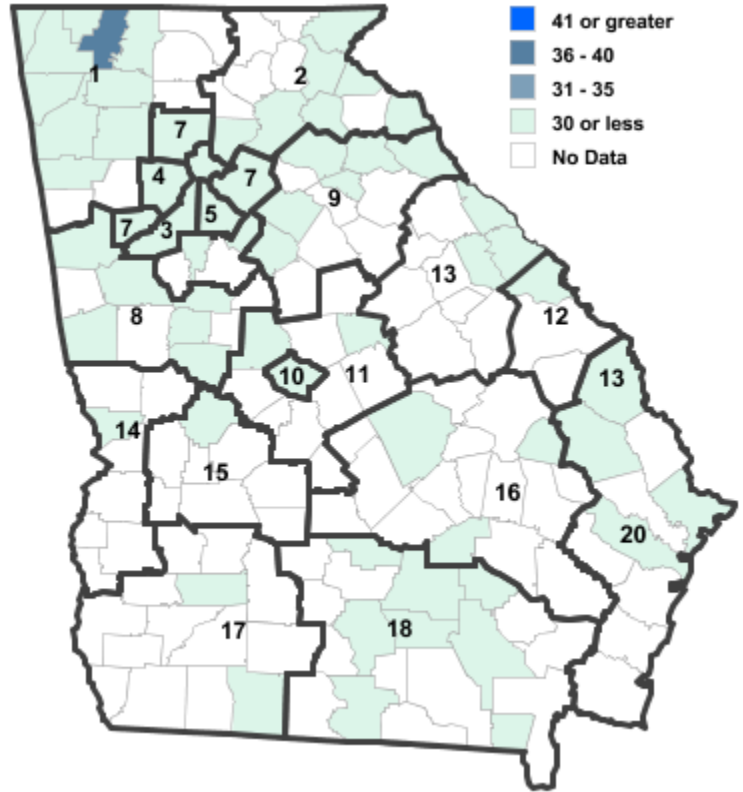
Annual Industry Averages from QCEW 2015

NAICS 313 : Textile Mills

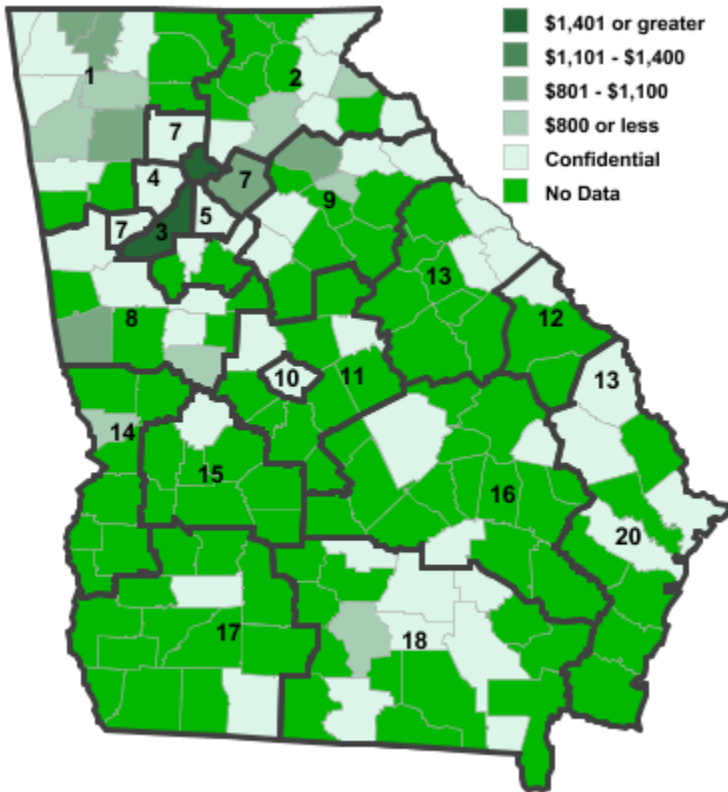
Employment



Establishments



Weekly Wages



Area

**Establish- Employ- Weekly
ments ment Wages**

Workforce Investment Areas

1	Northwest Georgia	103	10,511	\$745
2	Georgia Mountains	23	2,114	\$631
3	City of Atlanta	11	467	\$2,376
4	Cobb County	7	***	***
5	DeKalb County	2	***	***
6	Fulton County	11	467	\$2,376
7	Atlanta Regional	17	241	\$678
8	West Central Georgia	19	1,635	\$841
9	Northeast Georgia	12	776	\$928
10	Macon-Bibb	2	***	***
11	Middle Georgia	3	***	***
12	Central Savannah River	1	***	***
13	East Central Georgia	5	647	\$765
14	Lower Chattahoochee	6	494	\$741
15	Middle Flint	1	***	***
16	Heart of Georgia-Altamaha	3	***	***
17	Southwest Georgia	4	***	***
18	Southern Georgia	12	724	\$701
20	Coastal Georgia	5	***	***

Counties with largest values

67	Cobb	7	194	\$2,432
129	Gordon	17	2,931	\$690
313	Whitfield	40	1,750	\$847

Note: *** Confidential - Industry group does not meet criteria for disclosure