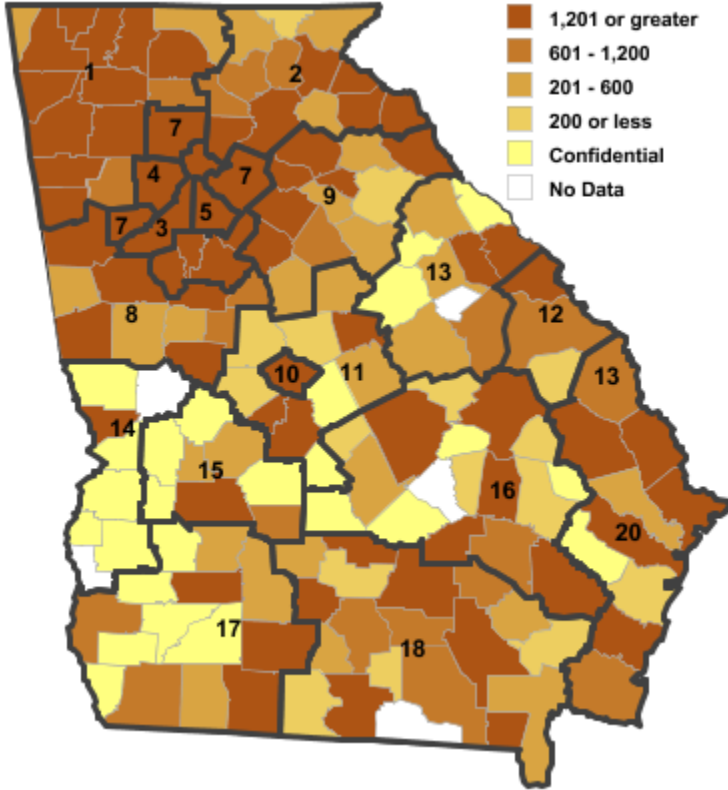


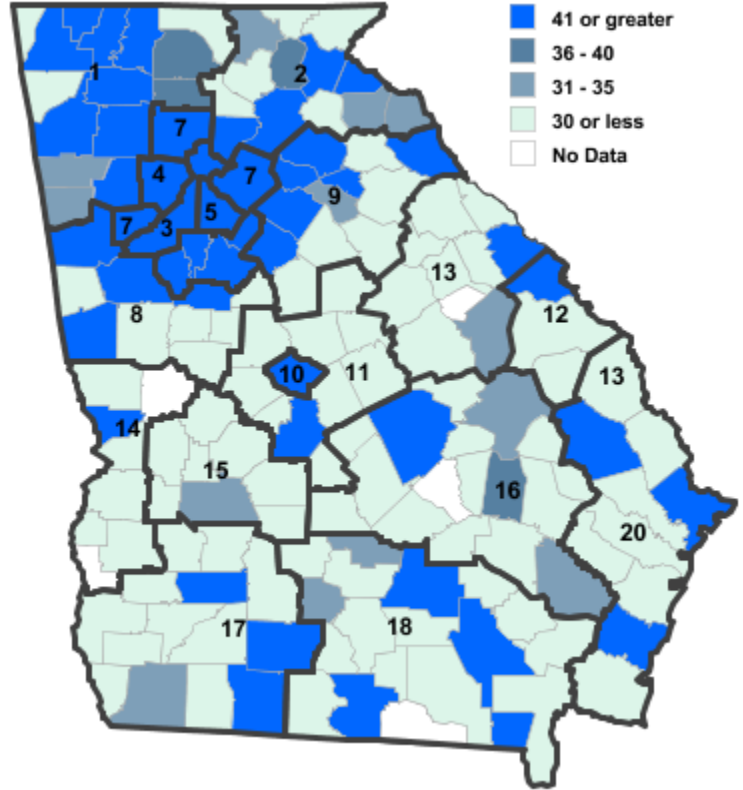
Annual Industry Averages from QCEW 2015

NAICS 31-33 : Manufacturing

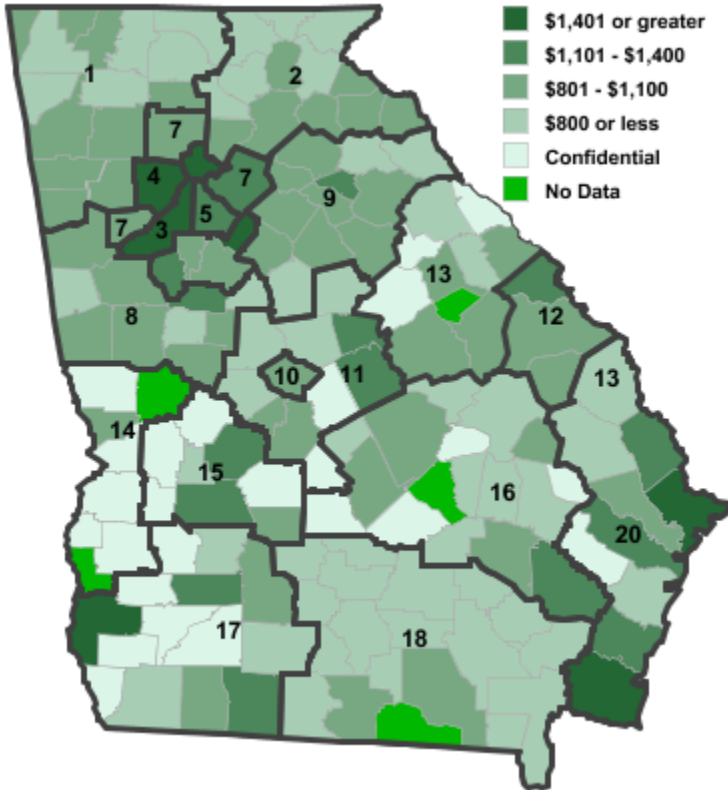
Employment



Establishments



Weekly Wages



Area

Establish- Employ- Weekly
ments ment Wages

Workforce Investment Areas

1	Northwest Georgia	1,120	64,170	\$852
2	Georgia Mountains	868	39,585	\$863
3	City of Atlanta	970	25,748	\$1,818
4	Cobb County	636	18,166	\$1,428
5	DeKalb County	541	13,086	\$1,136
6	Fulton County	970	25,748	\$1,818
7	Atlanta Regional	1,639	48,913	\$1,208
8	West Central Georgia	453	29,195	\$966
9	Northeast Georgia	606	25,009	\$974
10	Macon-Bibb	138	5,480	\$1,008
11	Middle Georgia	227	10,216	\$968
12	Central Savannah River	159	7,902	\$1,179
13	East Central Georgia	165	6,874	\$922
14	Lower Chattahoochee	169	7,640	\$953
15	Middle Flint	100	5,207	\$896
16	Heart of Georgia-Altamaha	282	11,955	\$771
17	Southwest Georgia	349	13,987	\$950
18	Southern Georgia	416	16,478	\$770
20	Coastal Georgia	473	24,672	\$1,432

Counties with largest values

121	Fulton	970	25,749	\$1,818
-----	--------	------------	---------------	----------------

Note: *** Confidential - Industry group does not meet criteria for disclosure