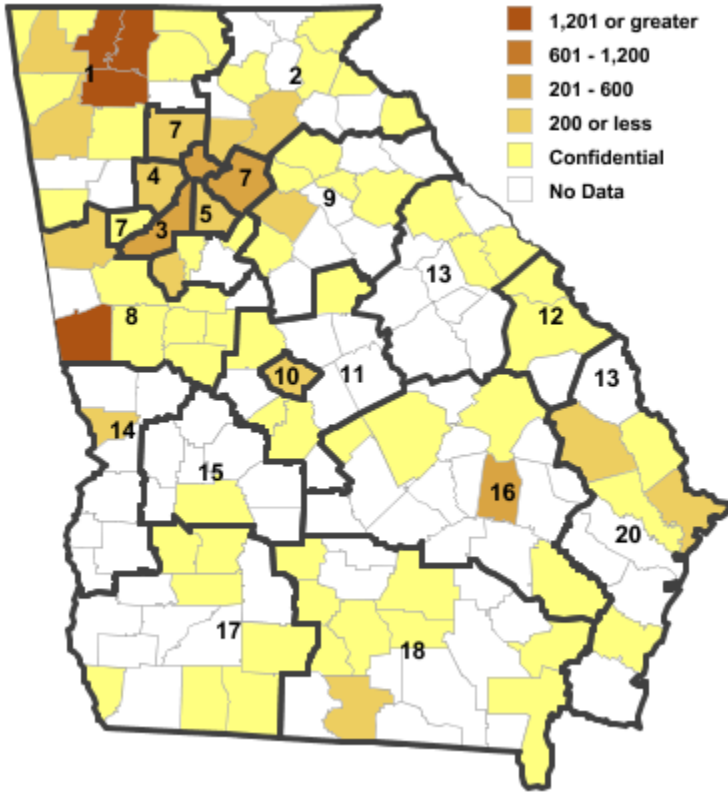


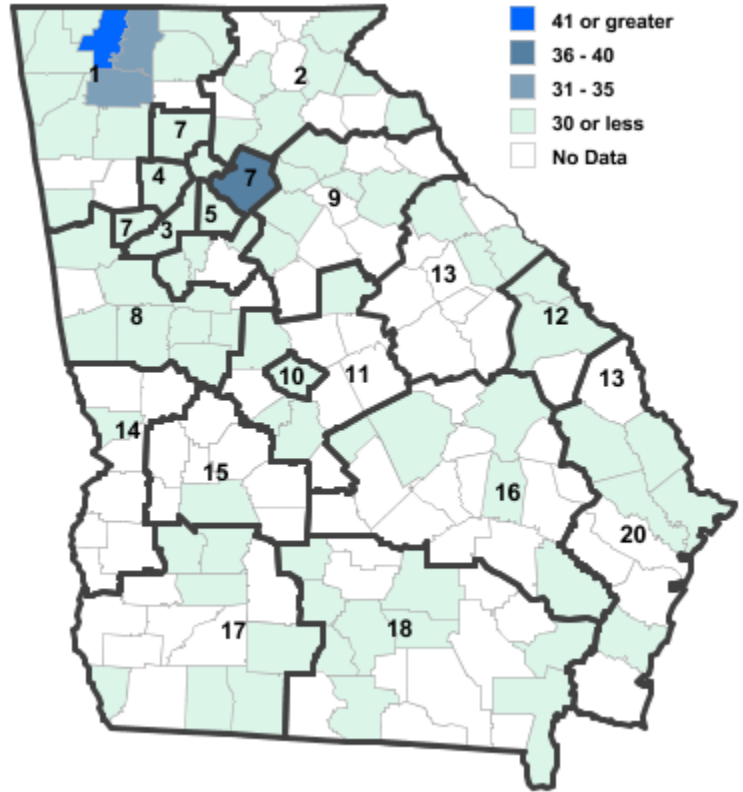
Annual Industry Averages from QCEW 2015

NAICS 314 : Textile Product Mills

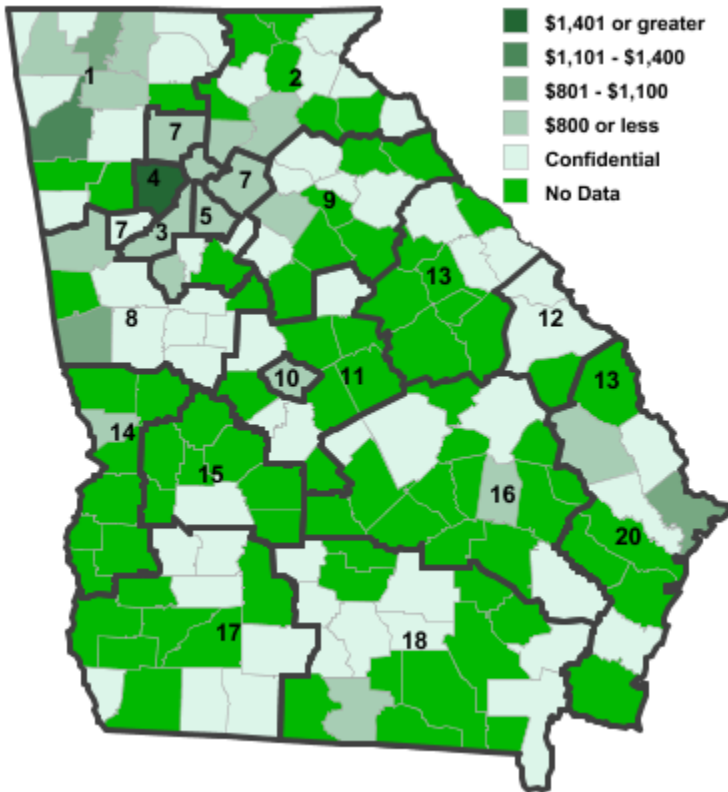
Employment



Establishments



Weekly Wages



Area

**Establish- Employ- Weekly
ments ment Wages**

Workforce Investment Areas

1	Northwest Georgia	199	21,975	\$833
2	Georgia Mountains	22	190	\$571
3	City of Atlanta	26	389	\$613
4	Cobb County	18	191	\$2,094
5	DeKalb County	16	120	\$603
6	Fulton County	26	389	\$613
7	Atlanta Regional	63	828	\$663
8	West Central Georgia	26	2,741	\$979
9	Northeast Georgia	10	19	\$273
10	Macon-Bibb	5	49	\$540
11	Middle Georgia	5	50	\$750
12	Central Savannah River	4	443	\$454
13	East Central Georgia	6	***	***
14	Lower Chattahoochee	4	18	\$523
15	Middle Flint	2	***	***
16	Heart of Georgia-Altamaha	8	454	\$353
17	Southwest Georgia	15	103	\$482
18	Southern Georgia	16	259	\$518
20	Coastal Georgia	13	97	\$705

Counties with largest values

67	Cobb	18	191	\$2,094
313	Whitfield	100	11,959	\$893

Note: *** Confidential - Industry group does not meet criteria for disclosure