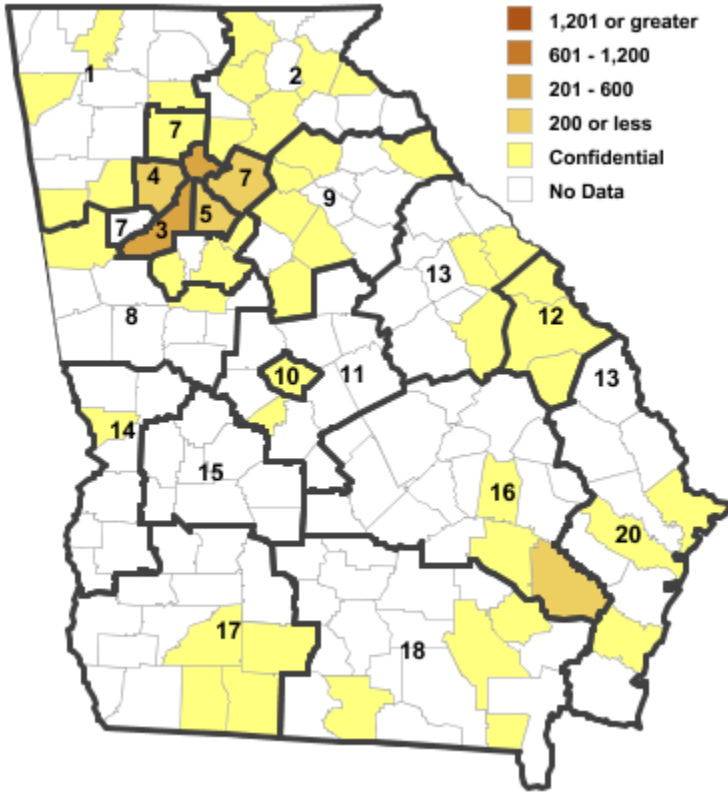


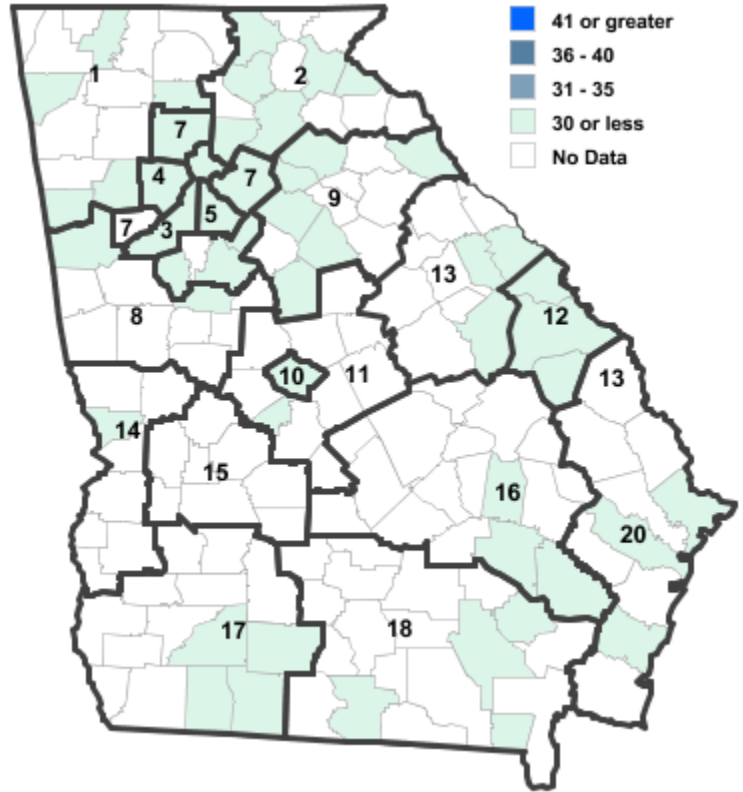
# Annual Industry Averages from QCEW 2015

## NAICS 315 : Apparel Manufacturing

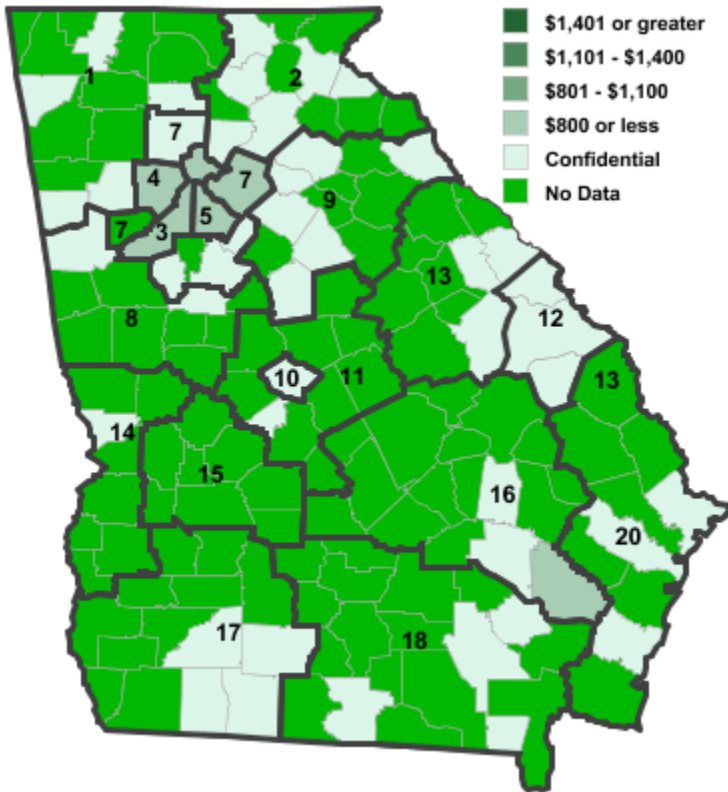
Employment



Establishments



Weekly Wages



Area

Establish- Employ- Weekly  
ments ment Wages

**Workforce Investment Areas**

1	Northwest Georgia	5	86	\$477
2	Georgia Mountains	10	212	\$806
3	City of Atlanta	16	245	\$791
4	Cobb County	7	8	\$449
5	DeKalb County	6	14	\$536
6	Fulton County	16	245	\$791
7	Atlanta Regional	18	439	\$792
8	West Central Georgia	6	***	***
9	Northeast Georgia	7	25	\$593
10	Macon-Bibb	3	***	***
11	Middle Georgia	1	***	***
12	Central Savannah River	2	***	***
13	East Central Georgia	4	406	\$862
14	Lower Chattahoochee	3	***	***
16	Heart of Georgia-Altamaha	10	168	\$414
17	Southwest Georgia	5	228	\$441
18	Southern Georgia	3	***	***
20	Coastal Georgia	3	***	***

**Counties with largest values**

45	Carroll	5	540	\$436
121	Fulton	16	245	\$791
157	Jackson	1	1	\$2,416

Note: \*\*\* Confidential - Industry group does not meet criteria for disclosure