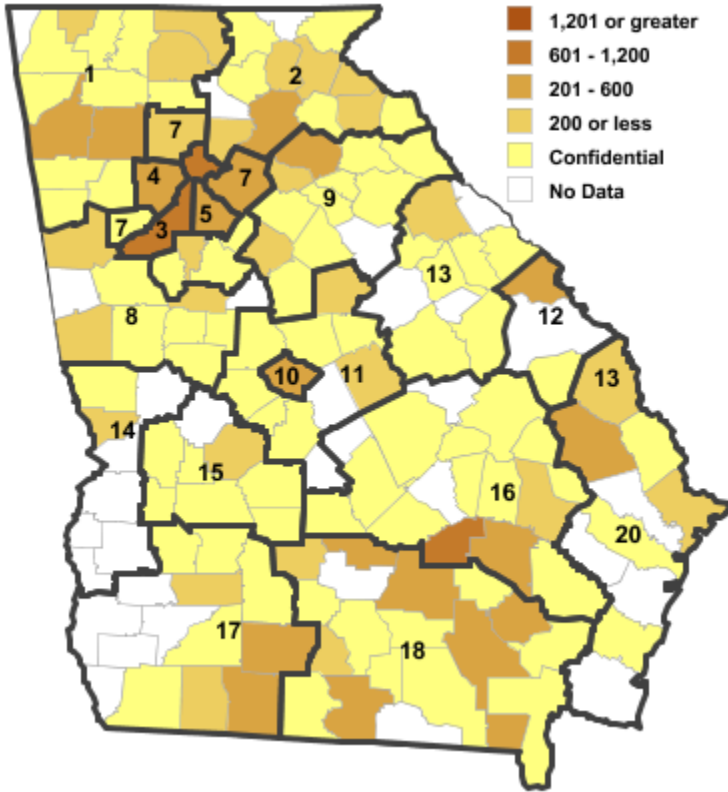
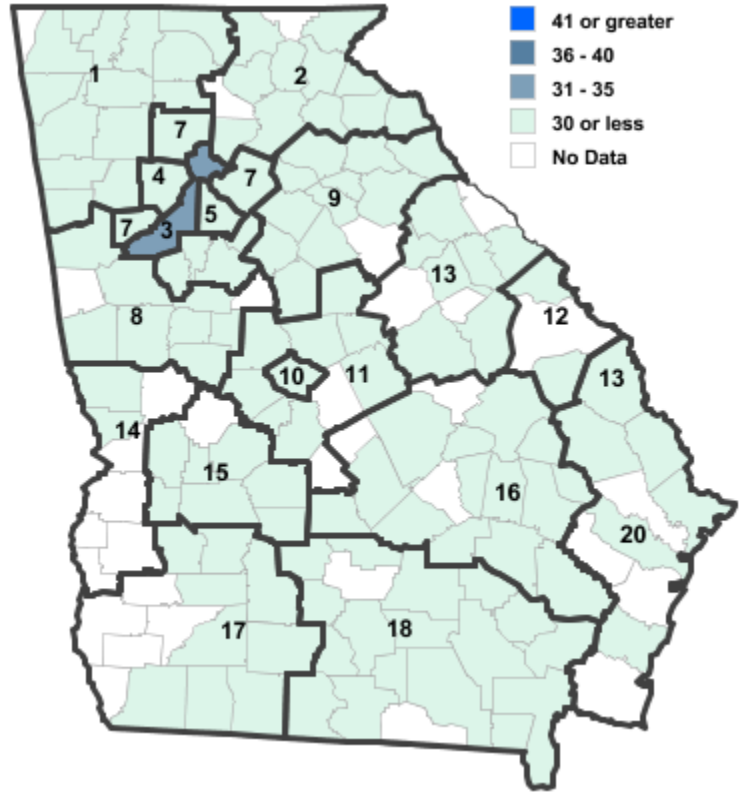


Annual Industry Averages from QCEW 2015 NAICS 321 : Wood Product Manufacturing

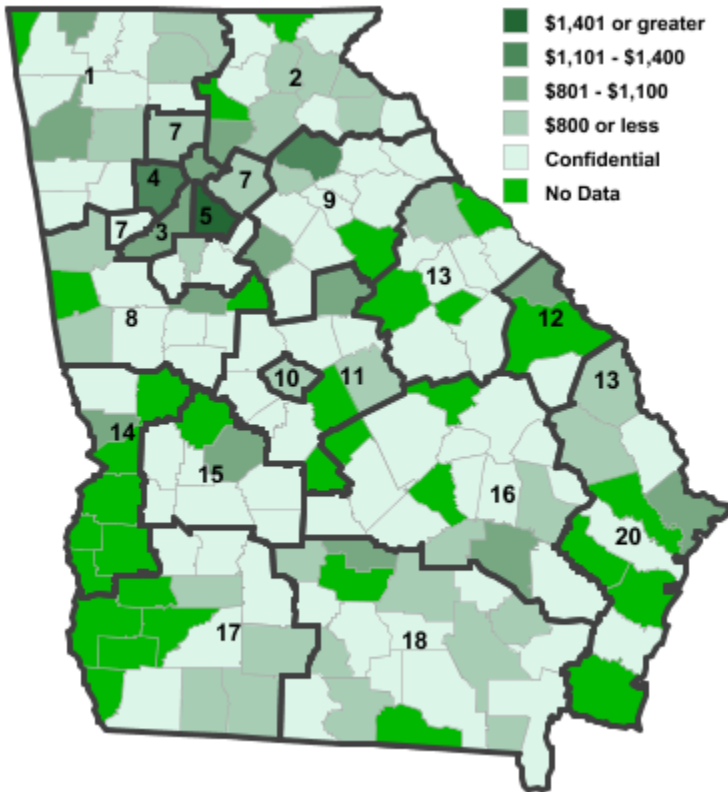
Employment



Establishments



Weekly Wages



Area

Establish- Employ- Weekly ments ment Wages

Workforce Investment Areas

1	Northwest Georgia	55	990	\$782
2	Georgia Mountains	58	949	\$617
3	City of Atlanta	31	950	\$896
4	Cobb County	16	498	\$1,108
5	DeKalb County	15	537	\$1,503
6	Fulton County	31	950	\$896
7	Atlanta Regional	40	829	\$985
8	West Central Georgia	30	1,047	\$850
9	Northeast Georgia	35	1,482	\$938
10	Macon-Bibb	11	232	\$606
11	Middle Georgia	19	571	\$853
12	Central Savannah River	11	252	\$816
13	East Central Georgia	24	994	\$847
14	Lower Chattahoochee	6	159	\$829
15	Middle Flint	17	679	\$757
16	Heart of Georgia-Altamaha	30	1,478	\$780
17	Southwest Georgia	43	1,557	\$660
18	Southern Georgia	57	3,115	\$700
20	Coastal Georgia	30	776	\$892

Counties with largest values

113	Fayette	2	57	\$4,091
121	Fulton	31	950	\$896

Note: *** Confidential - Industry group does not meet criteria for disclosure