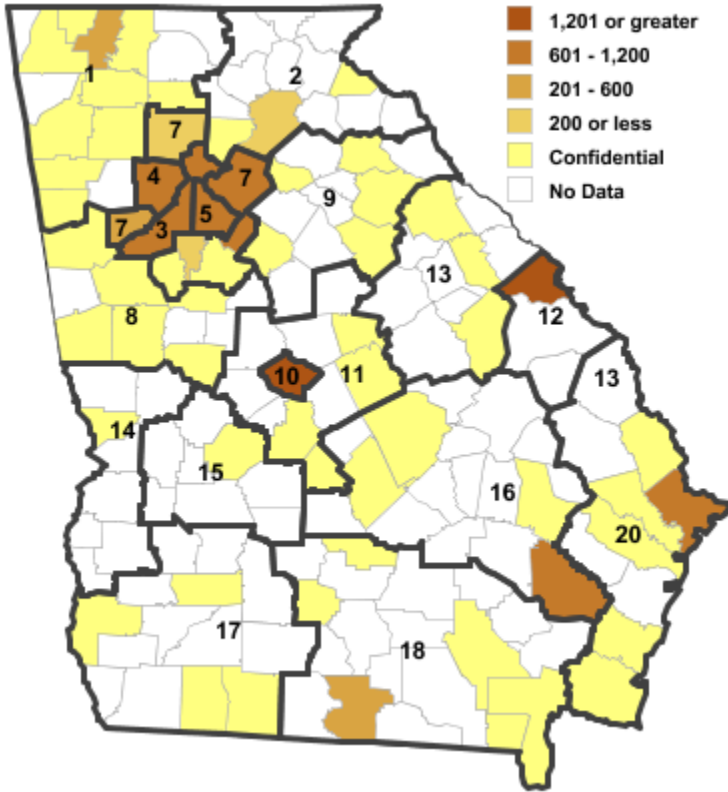


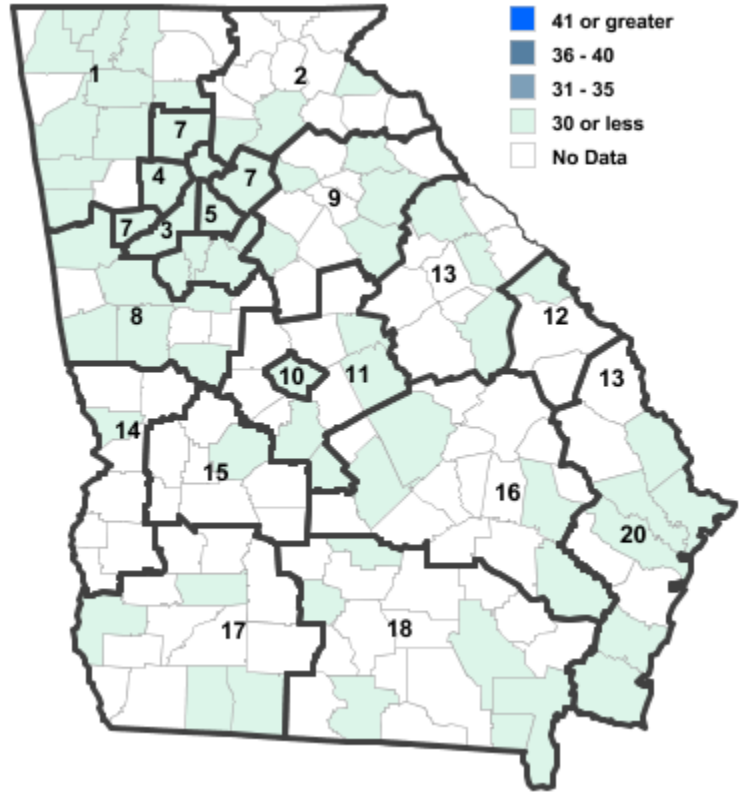
# Annual Industry Averages from QCEW 2015

## NAICS 322 : Paper Manufacturing

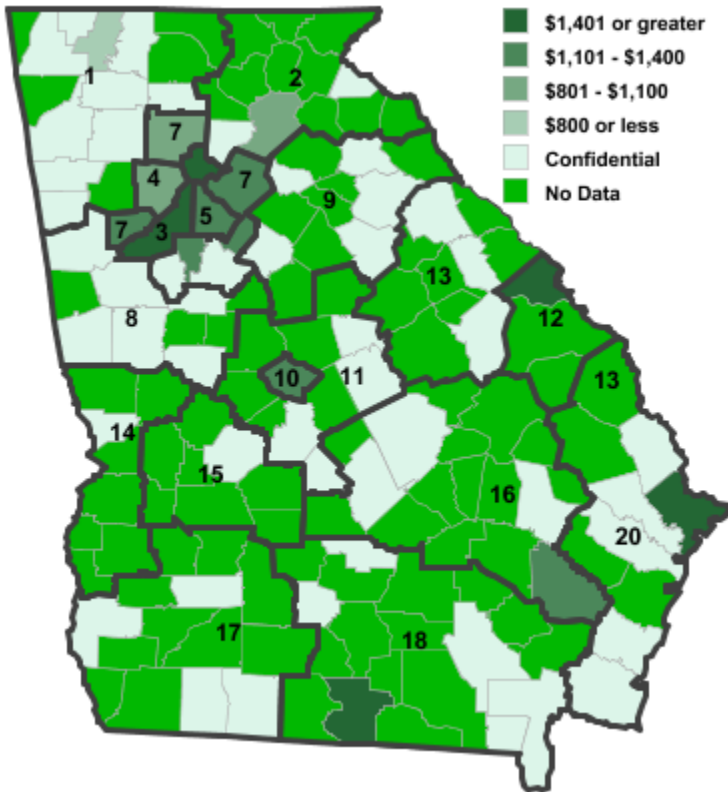
### Employment



### Establishments



### Weekly Wages



### Area

### Establish- Employ- Weekly ments ment Wages

#### Workforce Investment Areas

1	Northwest Georgia	22	1,324	\$1,250
2	Georgia Mountains	6	103	\$766
3	City of Atlanta	23	1,036	<b>\$2,612</b>
4	Cobb County	17	927	\$1,087
5	DeKalb County	10	619	\$1,164
6	Fulton County	23	1,036	\$2,612
7	Atlanta Regional	<b>43</b>	2,524	\$1,172
8	West Central Georgia	14	1,293	\$1,129
9	Northeast Georgia	8	709	\$898
10	Macon-Bibb	7	1,212	\$1,192
11	Middle Georgia	8	397	\$1,066
12	Central Savannah River	9	1,247	\$1,447
13	East Central Georgia	5	167	\$962
14	Lower Chattahoochee	1	***	***
15	Middle Flint	1	***	***
16	Heart of Georgia-Altamaha	11	1,456	\$1,519
17	Southwest Georgia	15	1,469	\$1,497
18	Southern Georgia	9	812	\$1,089
20	Coastal Georgia	18	<b>3,160</b>	\$1,495

#### Counties with largest values

121	Fulton	<b>23</b>	1,036	<b>\$2,612</b>
245	Richmond	9	<b>1,247</b>	\$1,447

Note: \*\*\* Confidential - Industry group does not meet criteria for disclosure