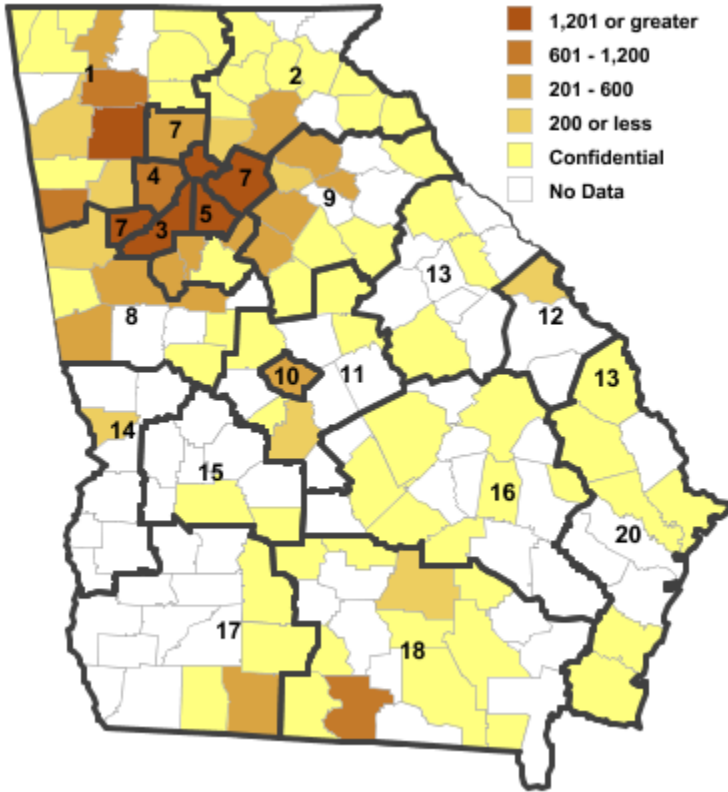


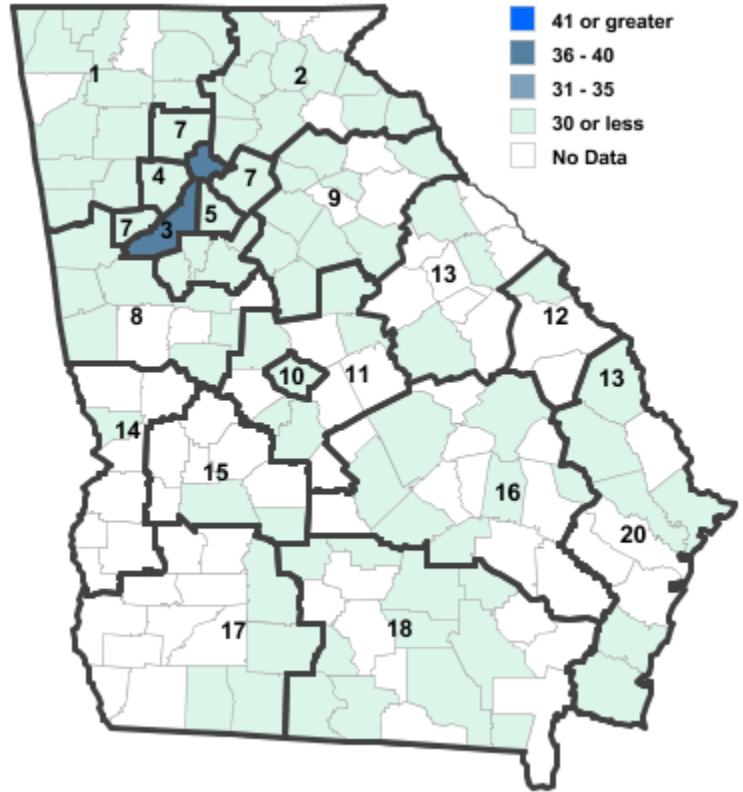
Annual Industry Averages from QCEW 2015

NAICS 326 : Plastics and Rubber Products Manufacturing

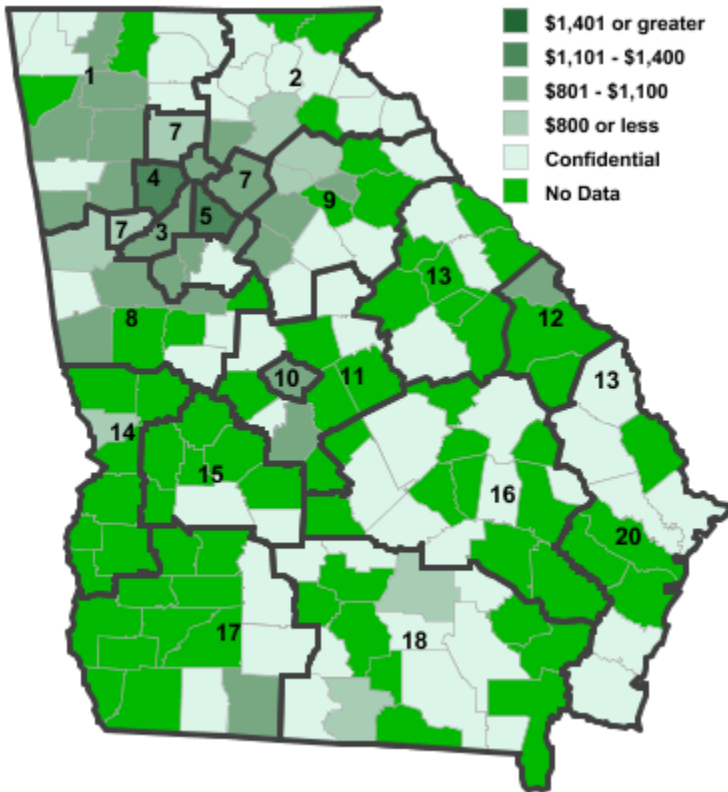
Employment



Establishments



Weekly Wages



Area

Establish- Employ- Weekly
ments ment Wages

Workforce Investment Areas

1	Northwest Georgia	67	4,607	\$886
2	Georgia Mountains	32	1,309	\$827
3	City of Atlanta	39	2,053	\$1,087
4	Cobb County	25	741	\$1,163
5	DeKalb County	19	1,316	\$1,240
6	Fulton County	39	2,053	\$1,087
7	Atlanta Regional	72	4,424	\$830
8	West Central Georgia	30	1,623	\$941
9	Northeast Georgia	39	2,082	\$956
10	Macon-Bibb	6	225	\$929
11	Middle Georgia	10	483	\$737
12	Central Savannah River	3	26	\$850
13	East Central Georgia	4	477	\$910
14	Lower Chattahoochee	5	72	\$701
15	Middle Flint	3	127	\$785
16	Heart of Georgia-Altamaha	8	80	\$520
17	Southwest Georgia	8	352	\$842
18	Southern Georgia	27	1,322	\$664
20	Coastal Georgia	11	***	***

Counties with largest values

47	Catoosa	1	3	\$1,920
121	Fulton	39	2,053	\$1,087

Note: *** Confidential - Industry group does not meet criteria for disclosure