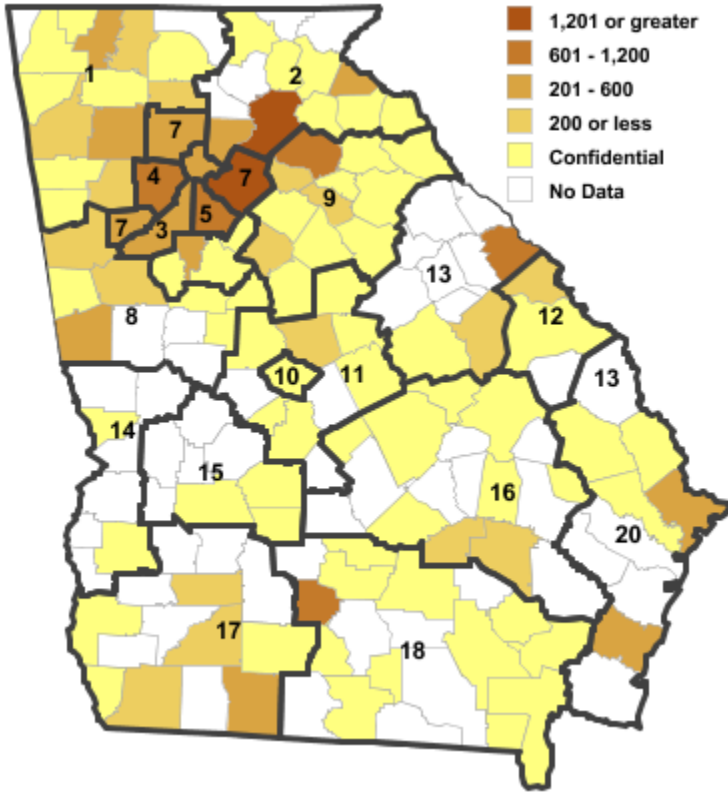


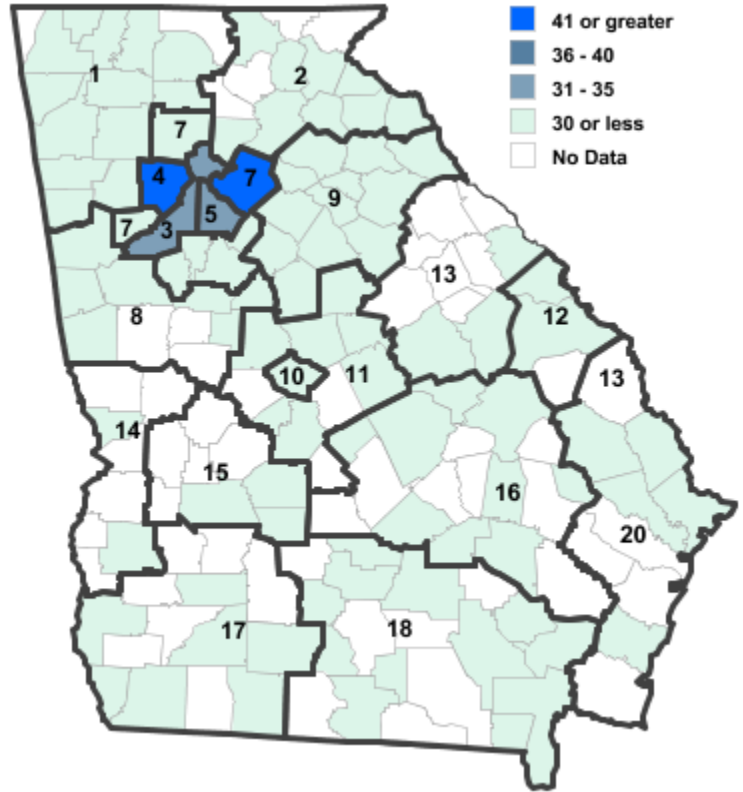
# Annual Industry Averages from QCEW 2015

## NAICS 333 : Machinery Manufacturing

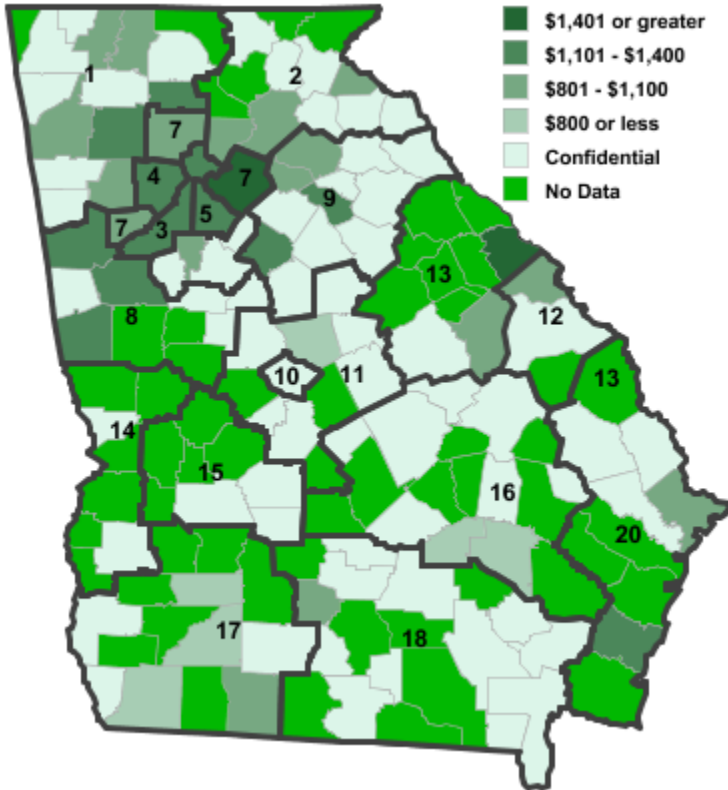
Employment



Establishments



Weekly Wages



Area

Establish- Employ- Weekly  
ments ment Wages

**Workforce Investment Areas**

1	Northwest Georgia	72	1,478	\$1,034
2	Georgia Mountains	63	3,322	\$998
3	City of Atlanta	32	273	\$1,362
4	Cobb County	50	682	\$1,113
5	DeKalb County	35	1,025	\$1,156
6	Fulton County	32	273	\$1,362
7	Atlanta Regional	113	4,558	\$1,341
8	West Central Georgia	27	979	\$1,231
9	Northeast Georgia	43	2,123	\$1,005
10	Macon-Bibb	6	***	***
11	Middle Georgia	15	332	\$2,209
12	Central Savannah River	7	130	\$1,024
13	East Central Georgia	9	763	\$1,518
14	Lower Chattahoochee	7	***	***
15	Middle Flint	7	299	\$1,005
16	Heart of Georgia-Altamaha	20	1,571	\$581
17	Southwest Georgia	23	507	\$888
18	Southern Georgia	24	916	\$957
20	Coastal Georgia	22	1,169	\$986

**Counties with largest values**

9	Baldwin	2	116	\$4,542
135	Gwinnett	60	2,054	\$1,735

Note: \*\*\* Confidential - Industry group does not meet criteria for disclosure