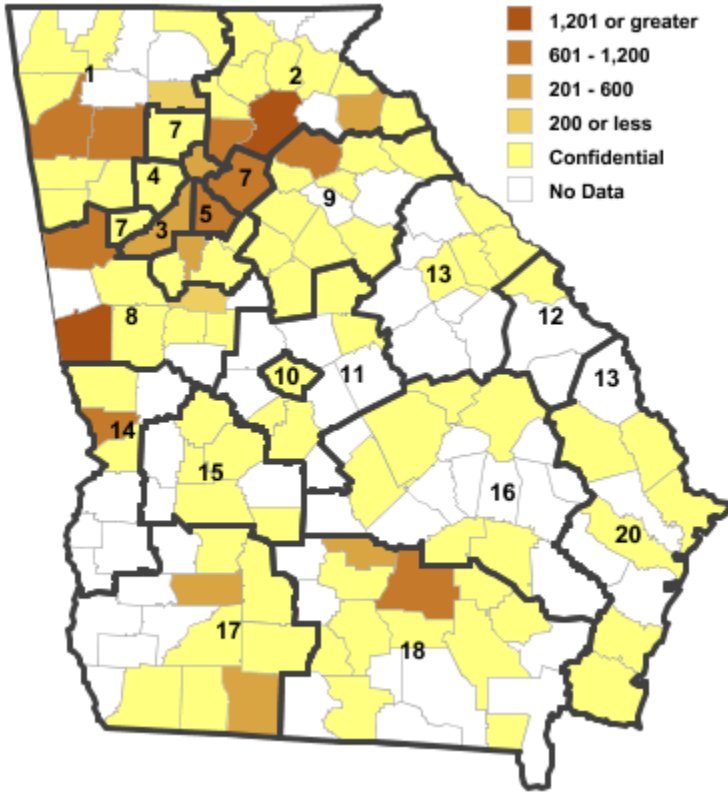


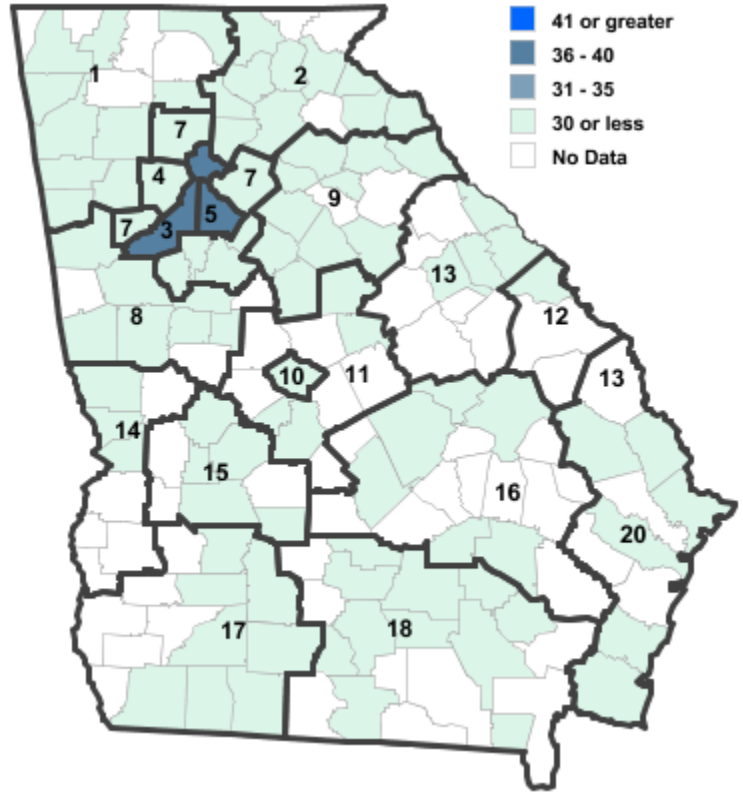
# Annual Industry Averages from QCEW 2015

## NAICS 336 : Transportation Equipment Manufacturing

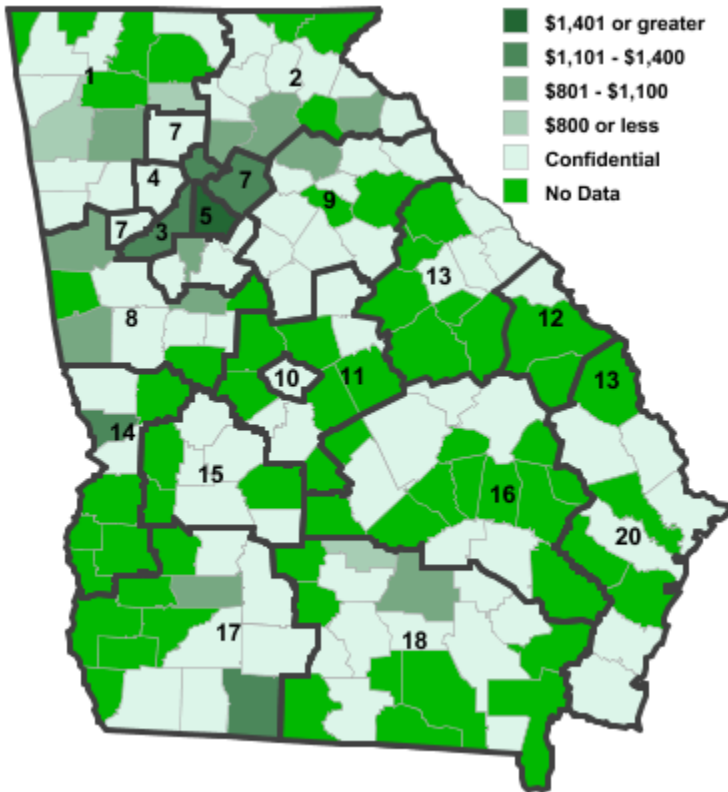
Employment



Establishments



Weekly Wages



Area

Establish- Employ- Weekly  
ments           ment   Wages

**Workforce Investment Areas**

1	Northwest Georgia	39	4,646	\$877
2	Georgia Mountains	38	4,284	\$950
3	City of Atlanta	38	421	\$1,173
4	Cobb County	24	***	***
5	DeKalb County	37	613	\$1,634
6	Fulton County	38	421	\$1,173
7	Atlanta Regional	50	1,207	\$1,114
8	West Central Georgia	33	8,793	\$1,042
9	Northeast Georgia	22	2,621	\$978
10	Macon-Bibb	3	***	***
11	Middle Georgia	27	2,867	\$1,120
12	Central Savannah River	17	***	***
13	East Central Georgia	5	602	\$956
14	Lower Chattahoochee	14	1,197	\$1,258
15	Middle Flint	9	***	***
16	Heart of Georgia-Altamaha	10	611	\$787
17	Southwest Georgia	23	621	\$981
18	Southern Georgia	27	2,370	\$751
20	Coastal Georgia	40	***	***

**Counties with largest values**

51	Chatham	24	10,090	\$1,878
121	Fulton	38	421	\$1,173
261	Sumter	3	15	\$1,994

Note: \*\*\* Confidential - Industry group does not meet criteria for disclosure