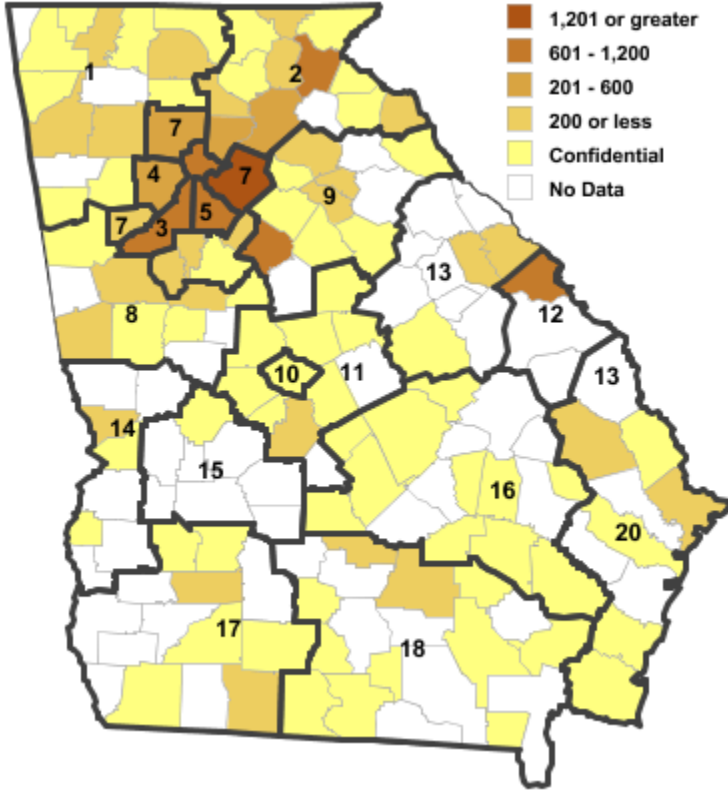


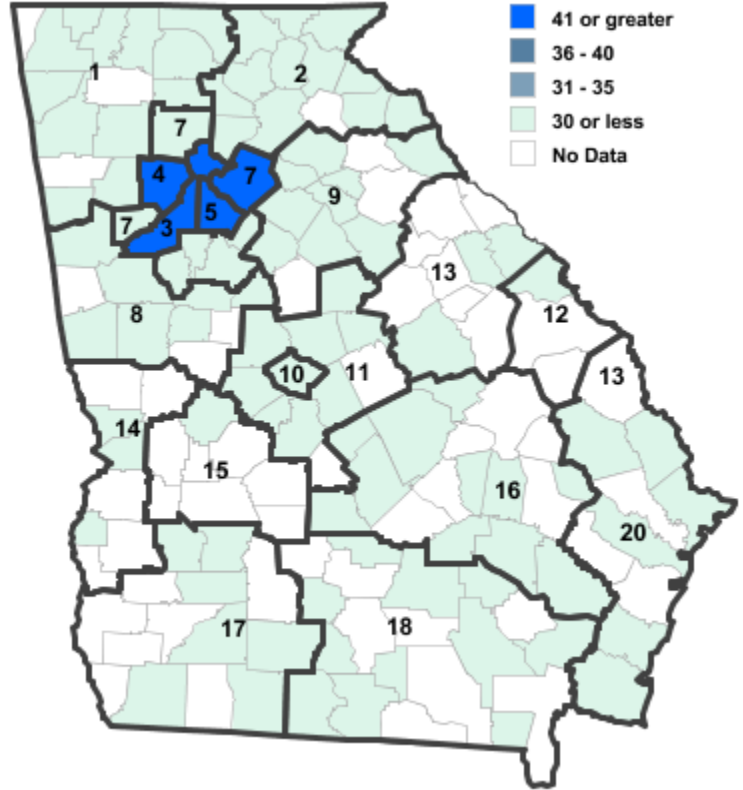
# Annual Industry Averages from QCEW 2015

## NAICS 339 : Miscellaneous Manufacturing

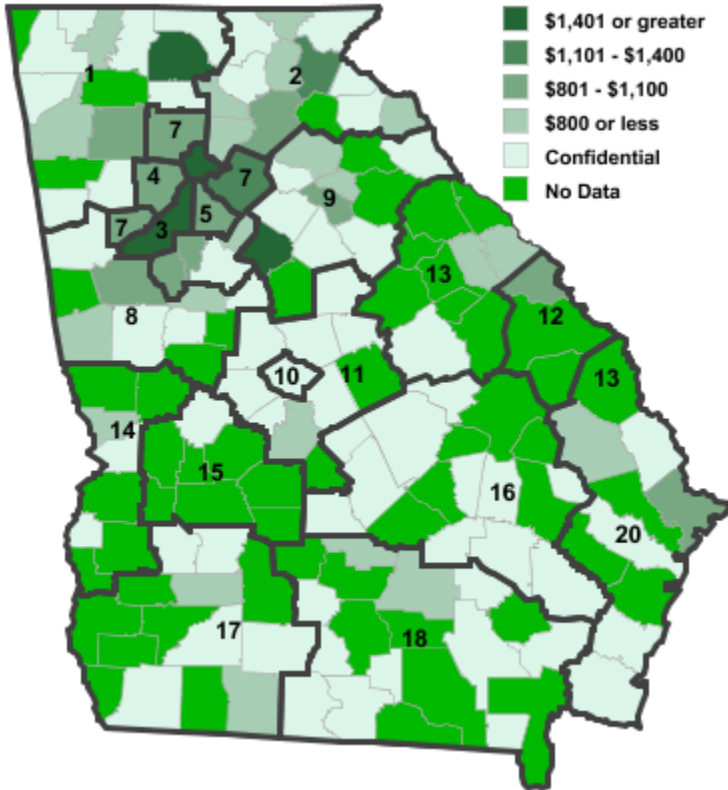
Employment



Establishments



Weekly Wages



Area

Establish- Employ- Weekly  
ments          ment          Wages

**Workforce Investment Areas**

1	Northwest Georgia	47	739	\$747
2	Georgia Mountains	78	1,779	\$1,031
3	City of Atlanta	92	1,086	<b>\$1,655</b>
4	Cobb County	68	537	\$811
5	DeKalb County	65	868	\$974
6	Fulton County	92	1,086	\$1,655
7	Atlanta Regional	<b>205</b>	<b>3,000</b>	\$1,130
8	West Central Georgia	26	333	\$851
9	Northeast Georgia	39	1,075	\$1,407
10	Macon-Bibb	16	***	***
11	Middle Georgia	21	66	\$583
12	Central Savannah River	11	634	\$1,033
13	East Central Georgia	12	29	\$574
14	Lower Chattahoochee	11	146	\$489
15	Middle Flint	1	***	***
16	Heart of Georgia-Altamaha	20	172	\$595
17	Southwest Georgia	26	113	\$610
18	Southern Georgia	19	177	\$736
20	Coastal Georgia	27	171	\$788

**Counties with largest values**

123	Gilmer	6	8	<b>\$1,950</b>
135	Gwinnett	<b>128</b>	<b>1,973</b>	\$1,219

Note: \*\*\* Confidential - Industry group does not meet criteria for disclosure