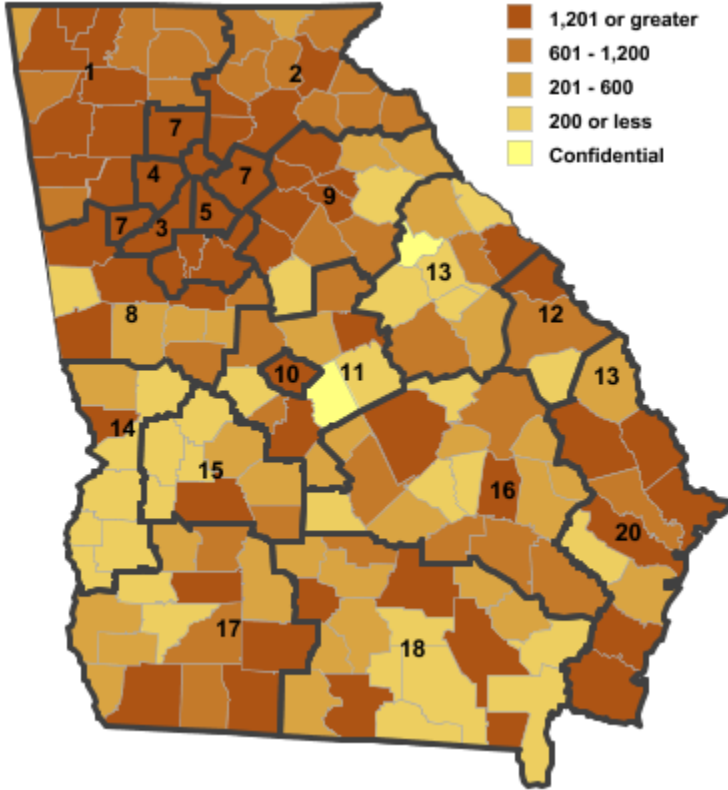


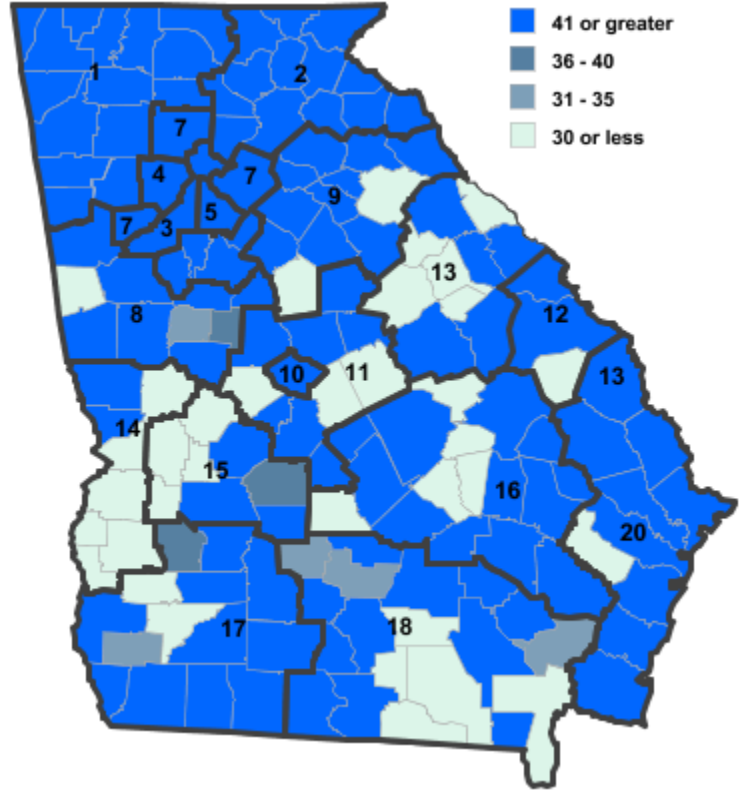
# Annual Industry Averages from QCEW 2015

## NAICS 44-45 : Retail Trade

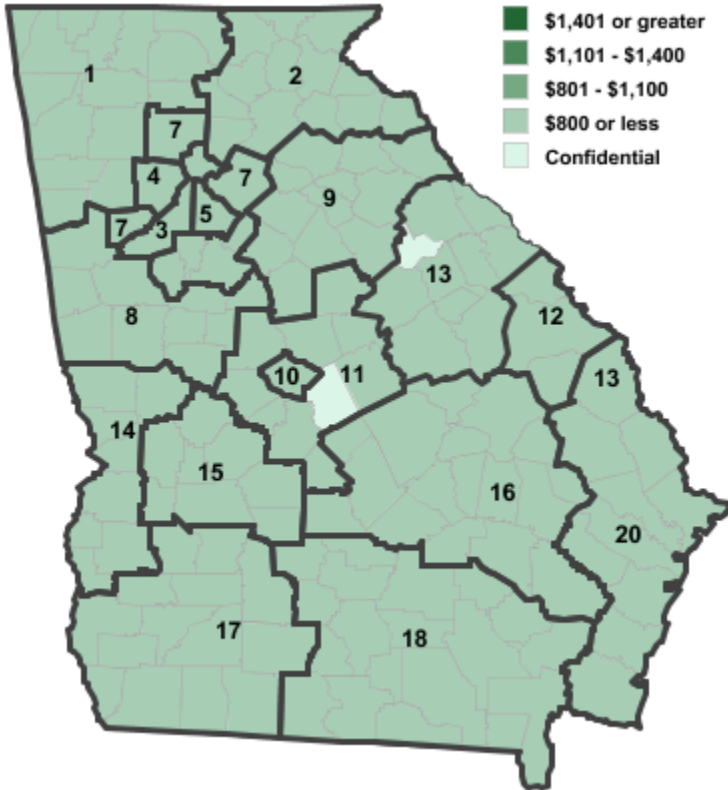
Employment



Establishments



Weekly Wages



Area

Establish- Employ- Weekly  
ments ment Wages

**Workforce Investment Areas**

Area	Establish- ments	Employ- ment	Weekly Wages
1 Northwest Georgia	2,616	34,258	\$480
2 Georgia Mountains	2,173	29,646	\$514
3 City of Atlanta	3,681	61,202	\$680
4 Cobb County	2,210	40,023	\$635
5 DeKalb County	2,228	33,591	\$644
6 Fulton County	3,681	61,202	\$680
7 Atlanta Regional	5,628	94,499	\$569
8 West Central Georgia	1,490	21,284	\$508
9 Northeast Georgia	1,674	23,969	\$508
10 Macon-Bibb	778	10,709	\$493
11 Middle Georgia	1,040	14,382	\$461
12 Central Savannah River	870	12,194	\$480
13 East Central Georgia	618	8,147	\$519
14 Lower Chattahoochee	905	11,685	\$467
15 Middle Flint	395	3,503	\$438
16 Heart of Georgia-Altamaha	1,160	11,401	\$450
17 Southwest Georgia	1,498	15,029	\$457
18 Southern Georgia	1,616	17,767	\$478
20 Coastal Georgia	2,589	33,690	\$497

**Counties with largest values**

121 Fulton	3,681	61,220	\$680
------------	-------	--------	-------

Note: \*\*\* Confidential - Industry group does not meet criteria for disclosure