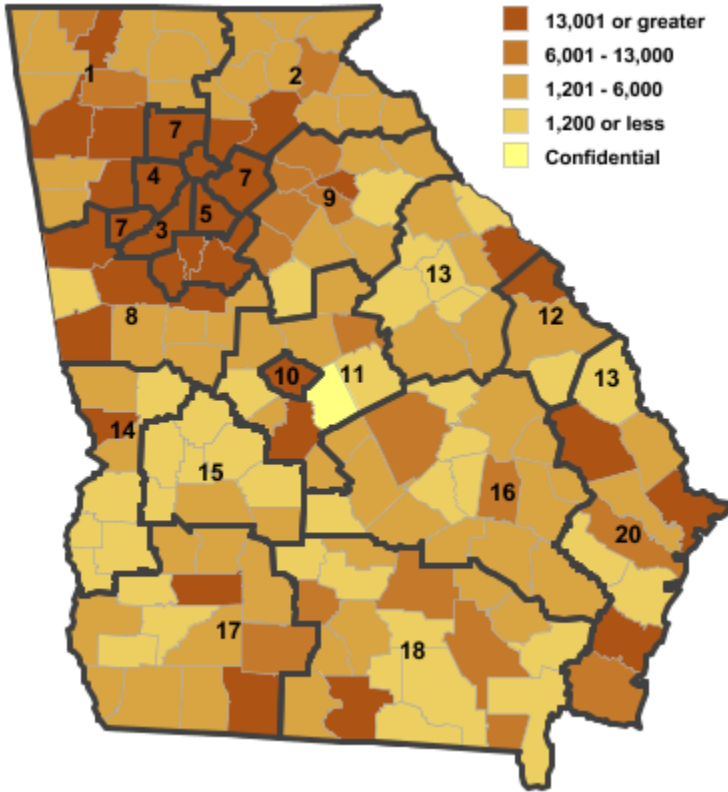
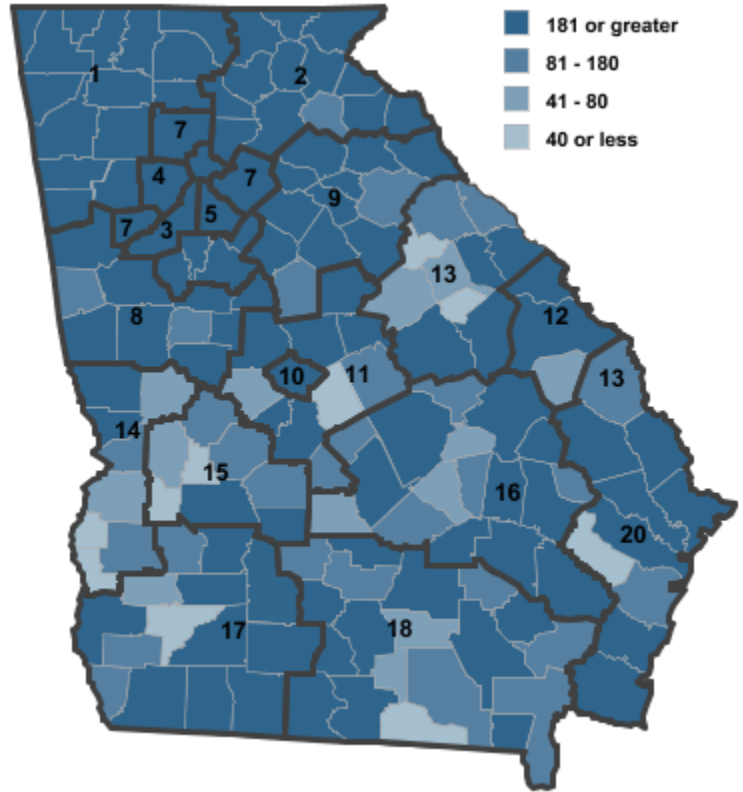


# Annual Industry Averages from QCEW 2015 NAICS 48-49 : Transportation and Warehousing

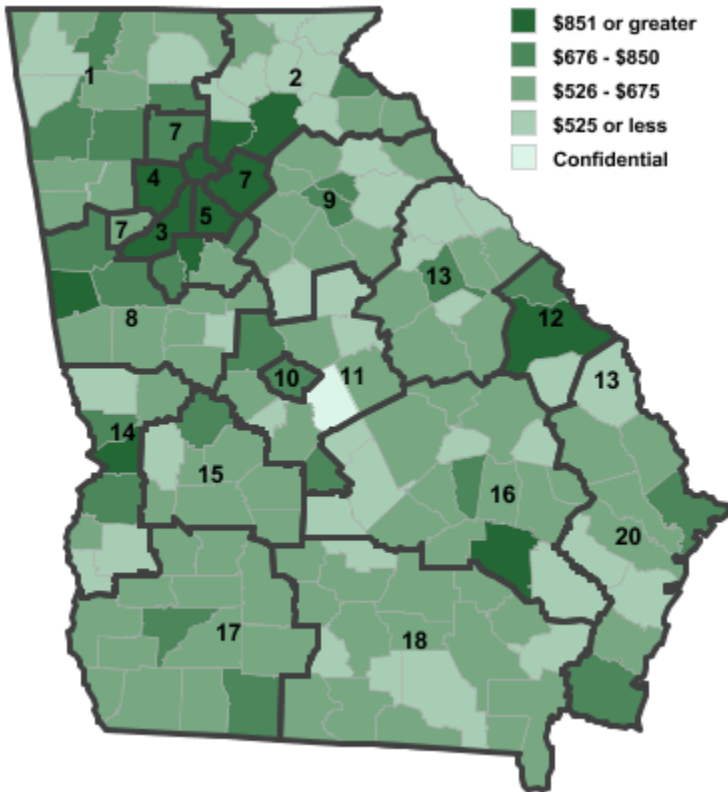
Employment



Establishments



Weekly Wages



Area

Establish- Employ- Weekly  
ments ment Wages

**Local Workforce Development Areas**

Area	Establishments	Employment	Weekly Wages
1 Northwest Georgia	11,742	140,602	\$665
2 Georgia Mountains	12,568	139,954	\$780
3 City of Atlanta	39,948	649,403	\$1,365
4 Cobb County	19,261	257,382	\$1,052
5 DeKalb County	16,184	225,869	\$1,012
6 Fulton County	39,948	649,403	\$1,365
7 Atlanta Regional	39,133	502,385	\$872
8 West Central Georgia	7,200	97,442	\$656
9 Northeast Georgia	9,402	108,507	\$654
10 Macon-Bibb	3,826	63,371	\$771
11 Middle Georgia	4,675	54,294	\$580
12 Central Savannah River	4,278	73,653	\$752
13 East Central Georgia	3,095	32,650	\$605
14 Lower Chattahoochee	4,727	71,274	\$771
15 Middle Flint	1,509	15,254	\$575
16 Heart of Georgia-Altamaha	4,207	45,537	\$597
17 Southwest Georgia	6,312	72,749	\$647
18 Southern Georgia	6,706	78,085	\$566
20 Coastal Georgia	13,564	176,682	\$678

**Counties with largest values**

121 Fulton	39,955	649,989	\$1,364
------------	--------	---------	---------

Note: \*\*\* Confidential - Industry group does not meet criteria for disclosure