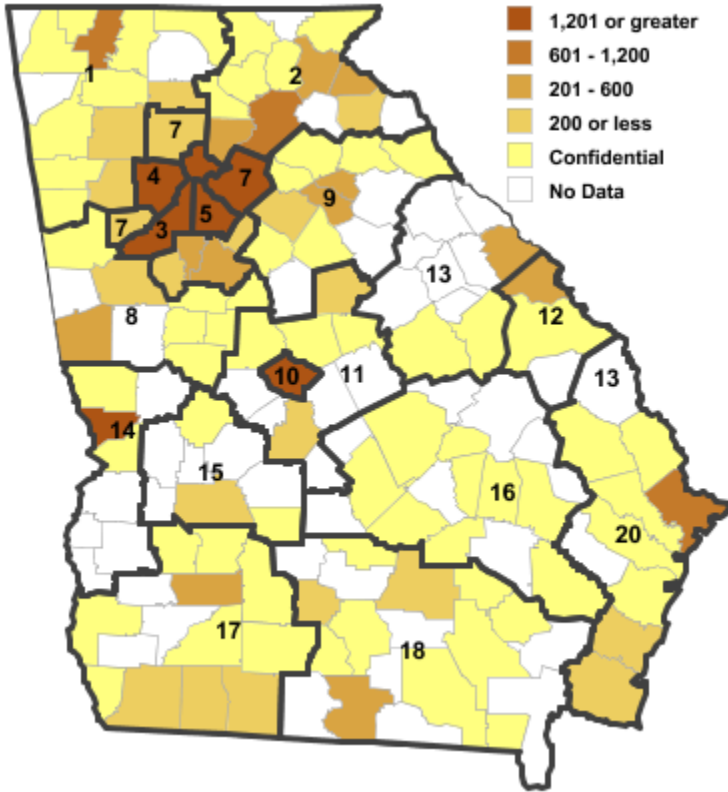


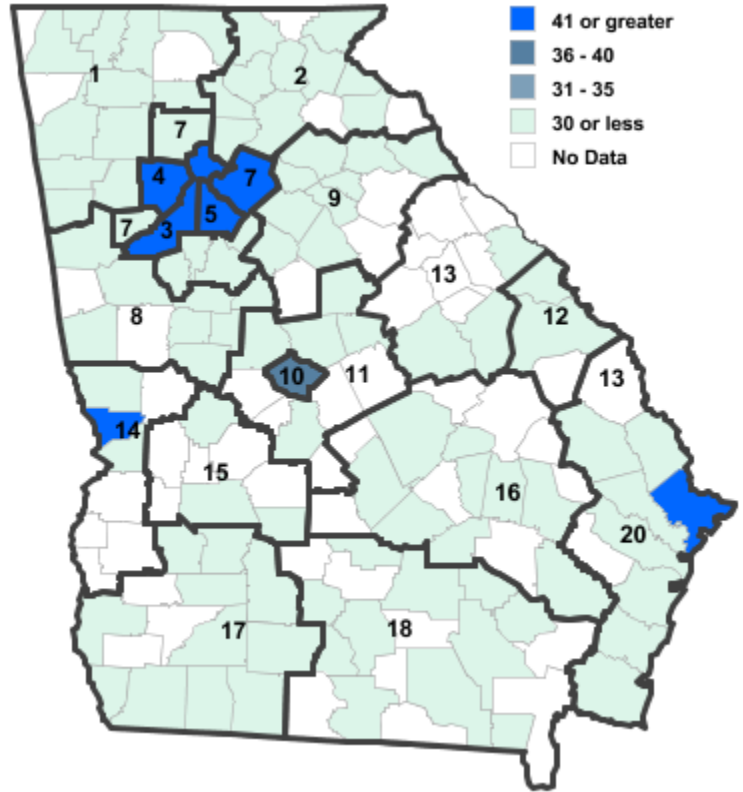
# Annual Industry Averages from QCEW 2015

## NAICS 55 : Management of Companies and Enterprises

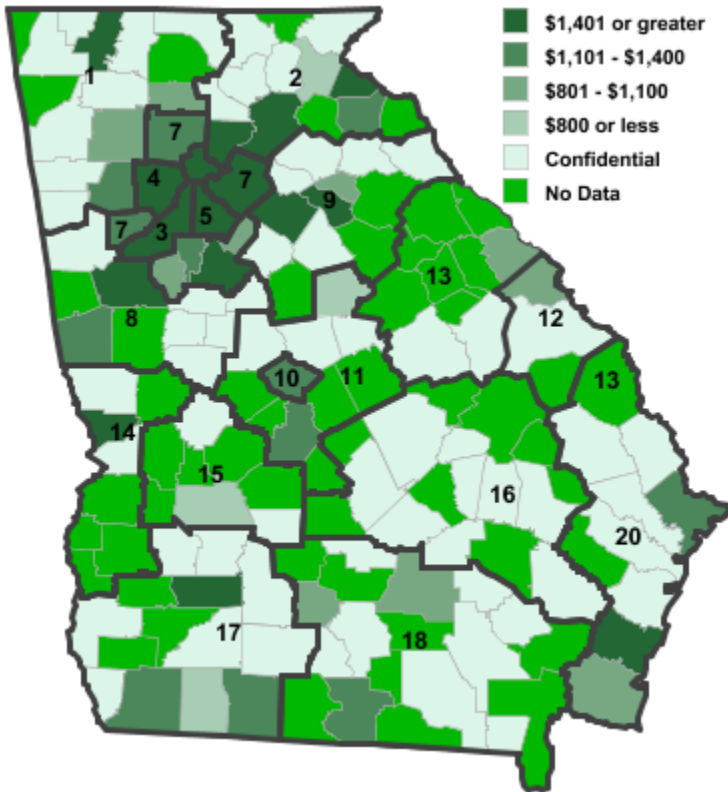
Employment



Establishments



Weekly Wages



Area

Establish- Employ- Weekly  
ments ment Wages

**Workforce Investment Areas**

1	Northwest Georgia	55	1,073	\$1,451
2	Georgia Mountains	74	2,516	\$2,217
3	City of Atlanta	381	19,417	\$2,425
4	Cobb County	161	12,714	\$2,095
5	DeKalb County	111	7,246	\$2,098
6	Fulton County	381	19,417	\$2,425
7	Atlanta Regional	223	10,048	\$2,126
8	West Central Georgia	37	1,516	\$1,511
9	Northeast Georgia	47	1,112	\$1,436
10	Macon-Bibb	38	2,208	\$1,377
11	Middle Georgia	26	147	\$1,106
12	Central Savannah River	24	324	\$1,047
13	East Central Georgia	17	830	\$1,098
14	Lower Chattahoochee	63	1,353	\$2,085
15	Middle Flint	8	152	\$1,000
16	Heart of Georgia-Altamaha	18	640	\$770
17	Southwest Georgia	42	412	\$1,771
18	Southern Georgia	34	637	\$954
20	Coastal Georgia	98	1,336	\$1,241

**Counties with largest values**

117	Forsyth	26	583	\$5,099
121	Fulton	381	19,417	\$2,425

Note: \*\*\* Confidential - Industry group does not meet criteria for disclosure