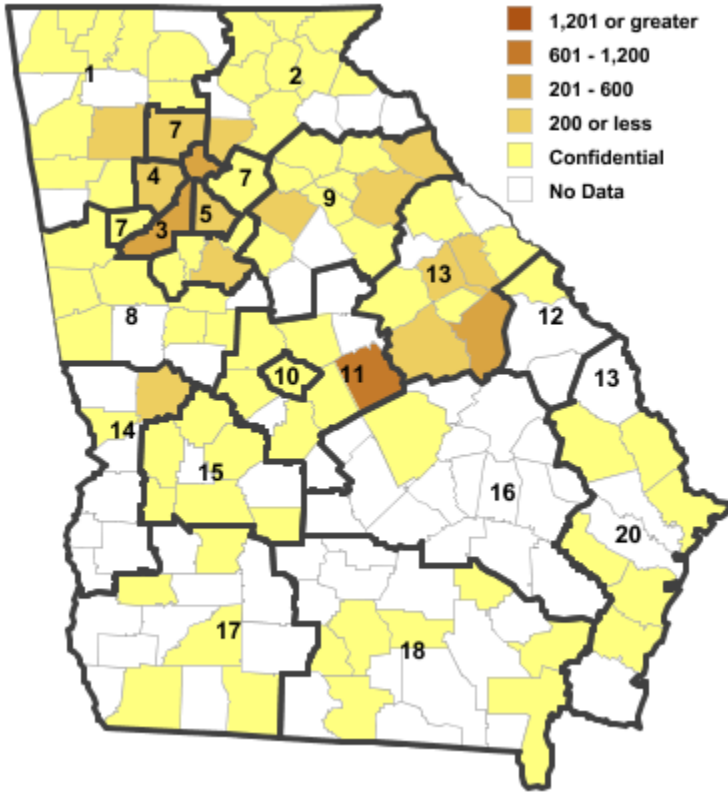


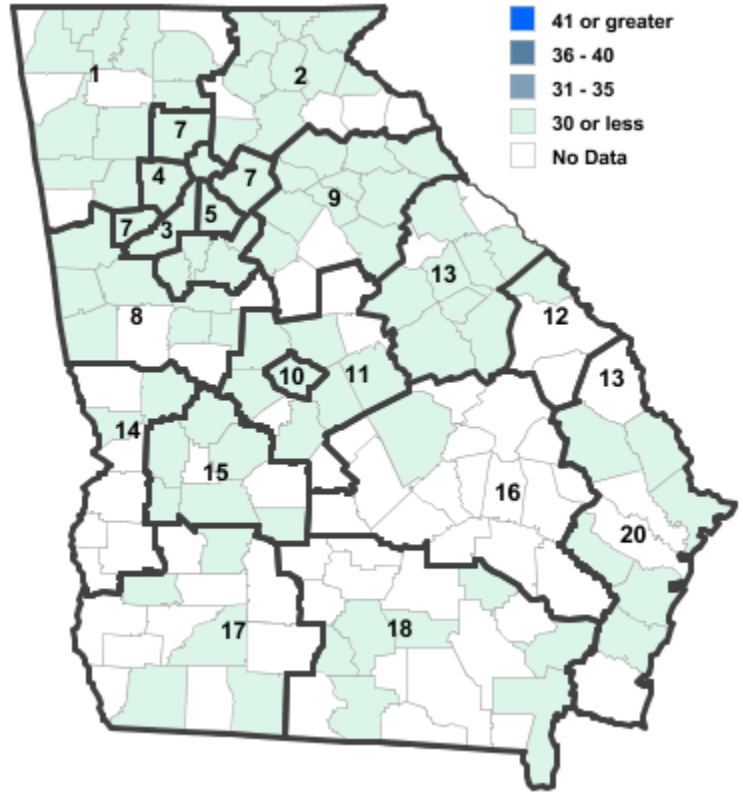
# Annual Industry Averages from QCEW 2016

## NAICS 21 : Mining

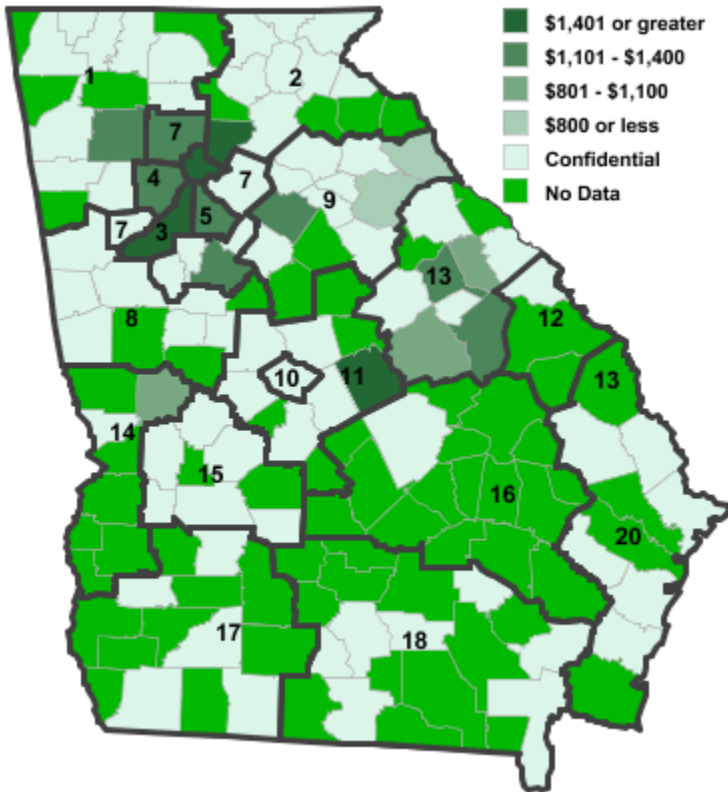
### Employment



### Establishments



### Weekly Wages



### Area

### Establish- Employ- Weekly ments           ment   Wages

#### Local Workforce Development Areas

|    |                           |           |              |                |
|----|---------------------------|-----------|--------------|----------------|
| 1  | Northwest Georgia         | 20        | 510          | \$1,316        |
| 2  | Georgia Mountains         | 17        | 181          | \$1,312        |
| 3  | City of Atlanta           | 10        | 345          | <b>\$2,317</b> |
| 4  | Cobb County               | 5         | 84           | \$1,258        |
| 5  | DeKalb County             | 5         | 76           | \$1,176        |
| 6  | Fulton County             | 10        | 345          | \$2,317        |
| 7  | Atlanta Regional          | 28        | 419          | \$1,304        |
| 8  | West Central Georgia      | 8         | ***          | ***            |
| 9  | Northeast Georgia         | <b>40</b> | 379          | \$839          |
| 10 | Macon-Bibb                | 2         | ***          | ***            |
| 11 | Middle Georgia            | 17        | <b>1,495</b> | \$1,394        |
| 12 | Central Savannah River    | 3         | ***          | ***            |
| 13 | East Central Georgia      | 21        | 596          | \$1,171        |
| 14 | Lower Chattahoochee       | 6         | 135          | \$1,137        |
| 15 | Middle Flint              | 7         | 93           | \$1,012        |
| 16 | Heart of Georgia-Altamaha | 1         | ***          | ***            |
| 17 | Southwest Georgia         | 6         | 339          | \$1,050        |
| 18 | Southern Georgia          | 7         | 80           | \$722          |
| 20 | Coastal Georgia           | 10        | 43           | \$1,059        |

#### Counties with largest values

|     |           |           |              |                |
|-----|-----------|-----------|--------------|----------------|
| 105 | Elbert    | <b>18</b> | 197          | \$710          |
| 247 | Rockdale  | 2         | 3            | <b>\$3,670</b> |
| 319 | Wilkinson | 9         | <b>1,084</b> | \$1,405        |

Note: \*\*\* Confidential - Industry group does not meet criteria for disclosure