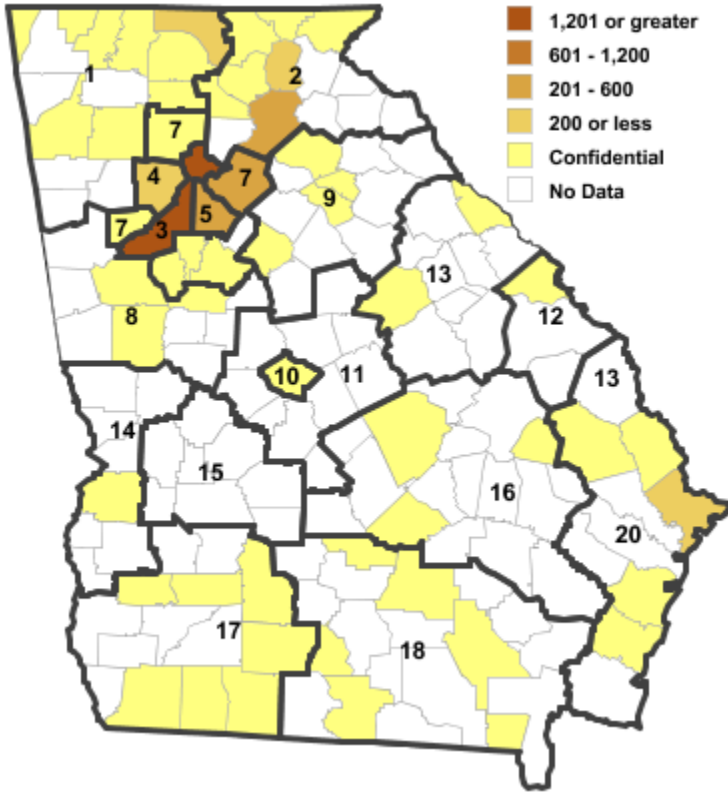


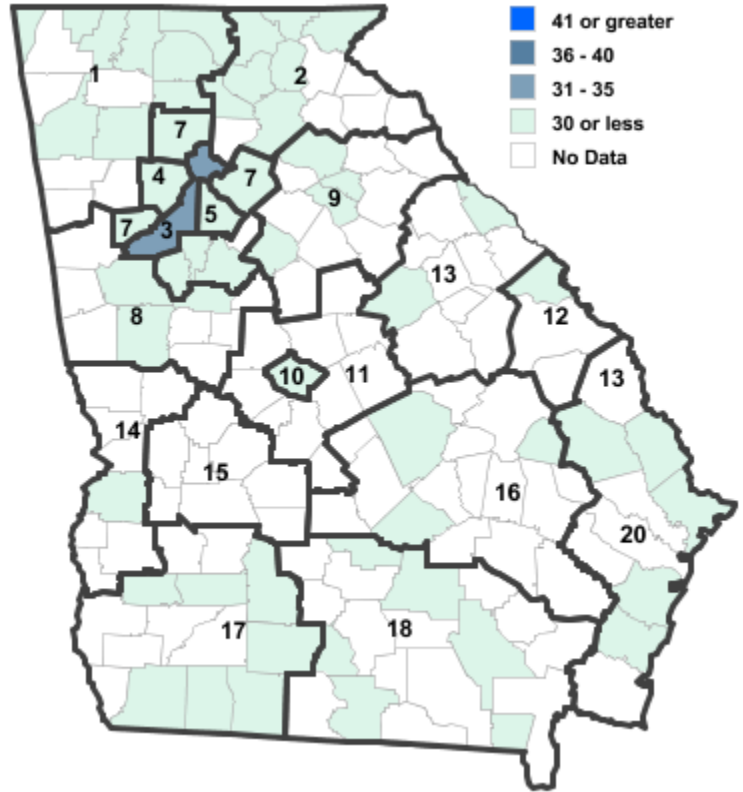
Annual Industry Averages from QCEW 2016

NAICS 312 : Beverage and Tobacco Product Manufacturing

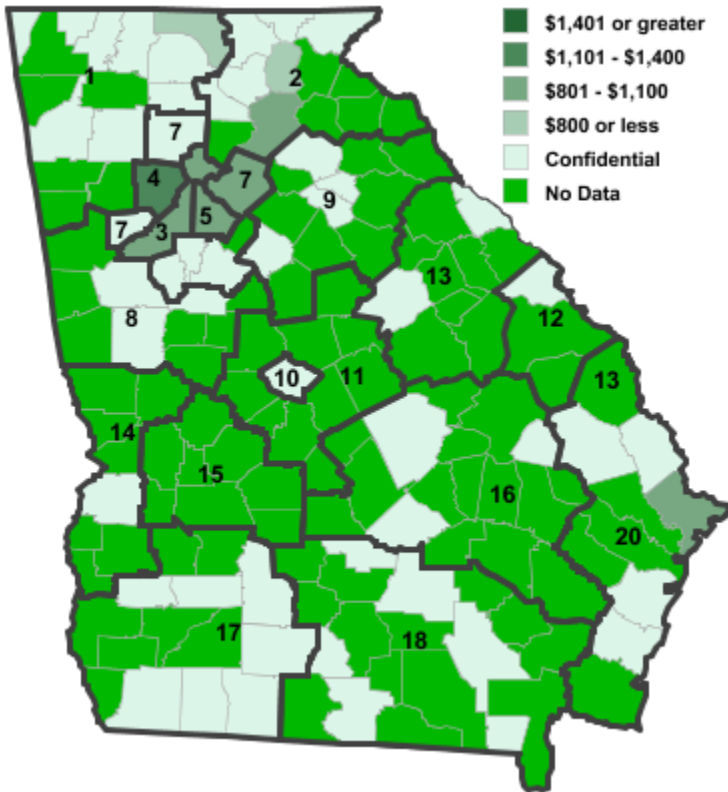
Employment



Establishments



Weekly Wages



Area

Establish- Employ- Weekly
ments ment Wages

Local Workforce Development Areas

1	Northwest Georgia	17	758	\$1,467
2	Georgia Mountains	16	364	\$871
3	City of Atlanta	31	2,252	\$969
4	Cobb County	11	190	\$1,222
5	DeKalb County	8	434	\$1,061
6	Fulton County	31	2,252	\$969
7	Atlanta Regional	13	441	\$800
8	West Central Georgia	4	28	\$502
9	Northeast Georgia	4	***	***
10	Macon-Bibb	3	***	***
12	Central Savannah River	3	***	***
13	East Central Georgia	2	***	***
14	Lower Chattahoochee	2	***	***
16	Heart of Georgia-Altamaha	4	68	\$852
17	Southwest Georgia	9	787	\$1,778
18	Southern Georgia	6	320	\$818
20	Coastal Georgia	10	123	\$743

Counties with largest values

95	Dougherty	2	615	\$2,085
121	Fulton	31	2,252	\$969

Note: *** Confidential - Industry group does not meet criteria for disclosure