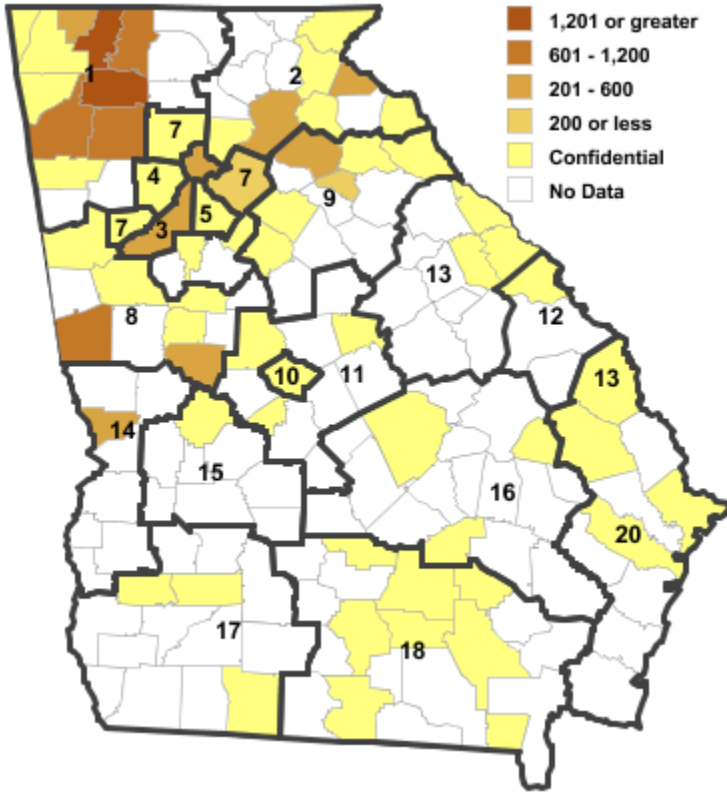


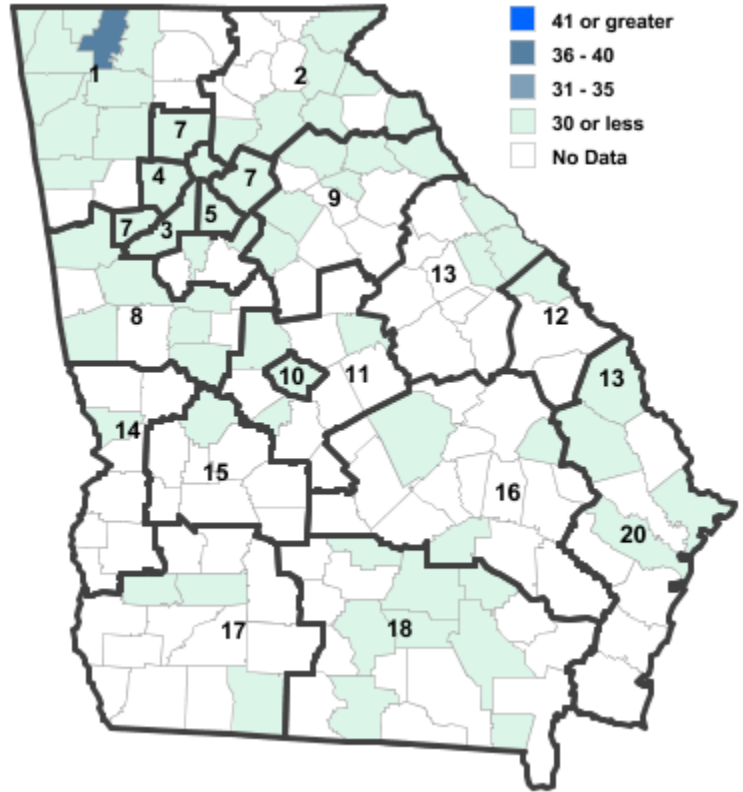
Annual Industry Averages from QCEW 2016

NAICS 313 : Textile Mills

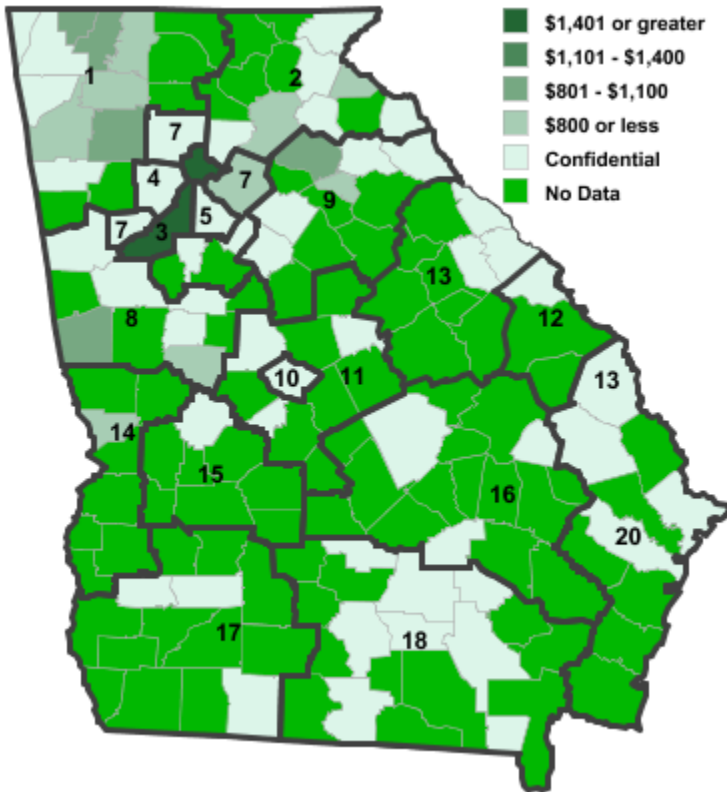
Employment



Establishments



Weekly Wages



Area

Establish- Employ- Weekly ments ment Wages

Local Workforce Development Areas

1	Northwest Georgia	100	10,694	\$760
2	Georgia Mountains	23	2,171	\$628
3	City of Atlanta	10	453	\$2,507
4	Cobb County	7	***	***
5	DeKalb County	2	***	***
6	Fulton County	10	453	\$2,507
7	Atlanta Regional	20	221	\$821
8	West Central Georgia	18	1,685	\$847
9	Northeast Georgia	12	767	\$933
10	Macon-Bibb	2	***	***
11	Middle Georgia	4	***	***
12	Central Savannah River	0	***	***
13	East Central Georgia	5	645	\$764
14	Lower Chattahoochee	4	467	\$657
15	Middle Flint	1	***	***
16	Heart of Georgia-Altamaha	3	***	***
17	Southwest Georgia	4	***	***
18	Southern Georgia	11	703	\$678
20	Coastal Georgia	4	***	***

Counties with largest values

121	Fulton	10	453	\$2,507
313	Whitfield	40	3,473	\$803

Note: *** Confidential - Industry group does not meet criteria for disclosure