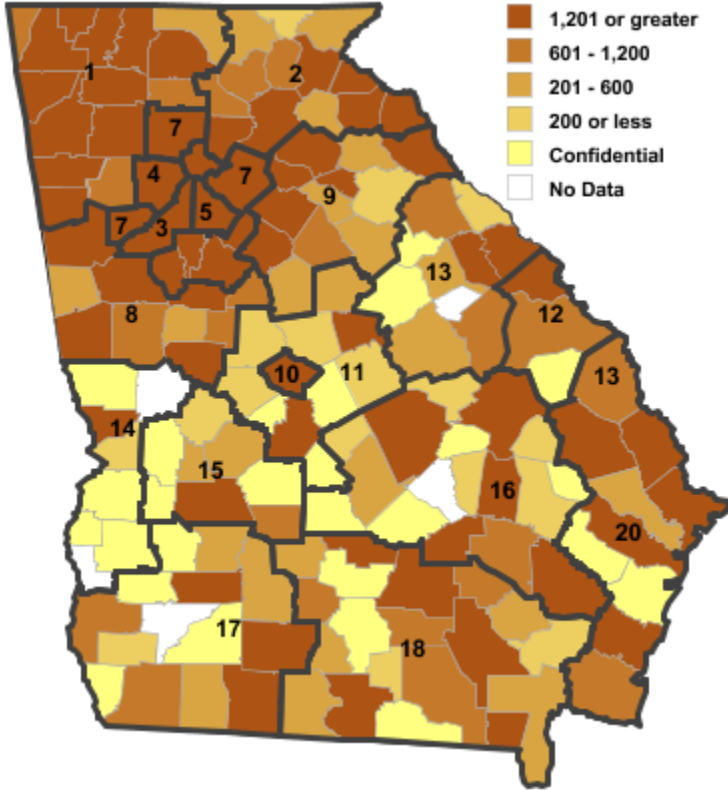


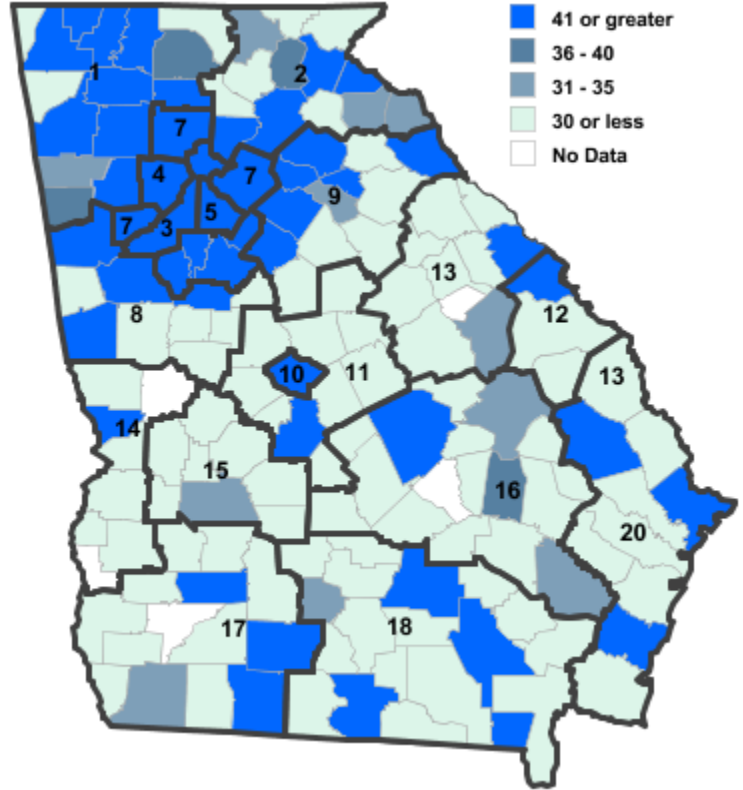
Annual Industry Averages from QCEW 2016

NAICS 31-33 : Manufacturing

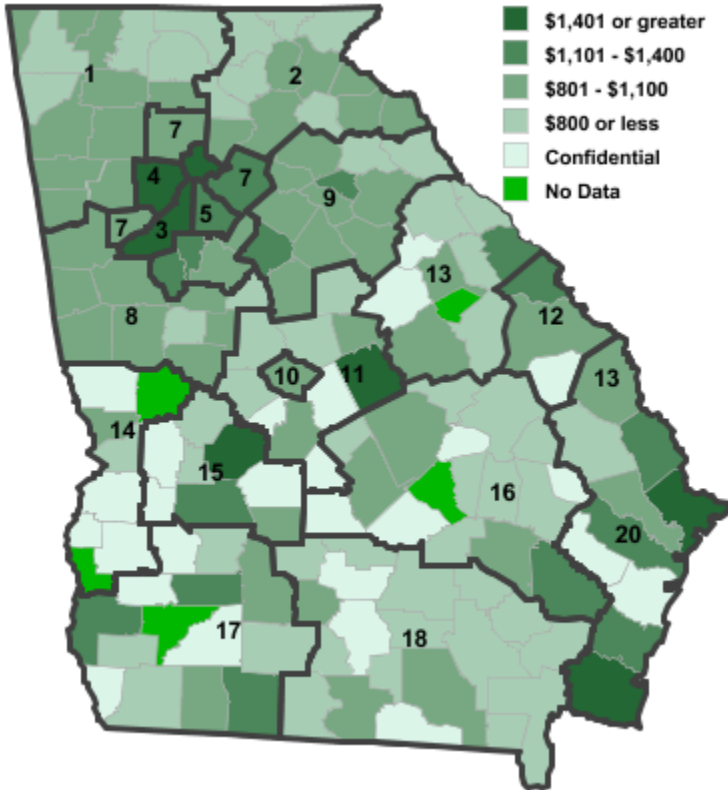
Employment



Establishments



Weekly Wages



Area

Establish- Employ- Weekly
ments ment Wages

Local Workforce Development Areas

1	Northwest Georgia	1,138	65,229	\$869
2	Georgia Mountains	888	40,032	\$852
3	City of Atlanta	1,009	29,075	\$1,857
4	Cobb County	671	18,136	\$1,478
5	DeKalb County	536	13,292	\$1,205
6	Fulton County	1,009	29,075	\$1,857
7	Atlanta Regional	1,726	49,420	\$1,154
8	West Central Georgia	475	30,594	\$983
9	Northeast Georgia	618	25,451	\$1,018
10	Macon-Bibb	135	6,024	\$986
11	Middle Georgia	222	11,087	\$987
12	Central Savannah River	156	8,272	\$1,150
13	East Central Georgia	164	7,140	\$930
14	Lower Chattahoochee	173	7,297	\$979
15	Middle Flint	103	5,275	\$929
16	Heart of Georgia-Altamaha	295	12,007	\$758
17	Southwest Georgia	347	14,504	\$932
18	Southern Georgia	418	17,229	\$785
20	Coastal Georgia	489	24,139	\$1,437

Counties with largest values

121	Fulton	1,009	29,169	\$1,854
-----	--------	--------------	---------------	----------------

Note: *** Confidential - Industry group does not meet criteria for disclosure