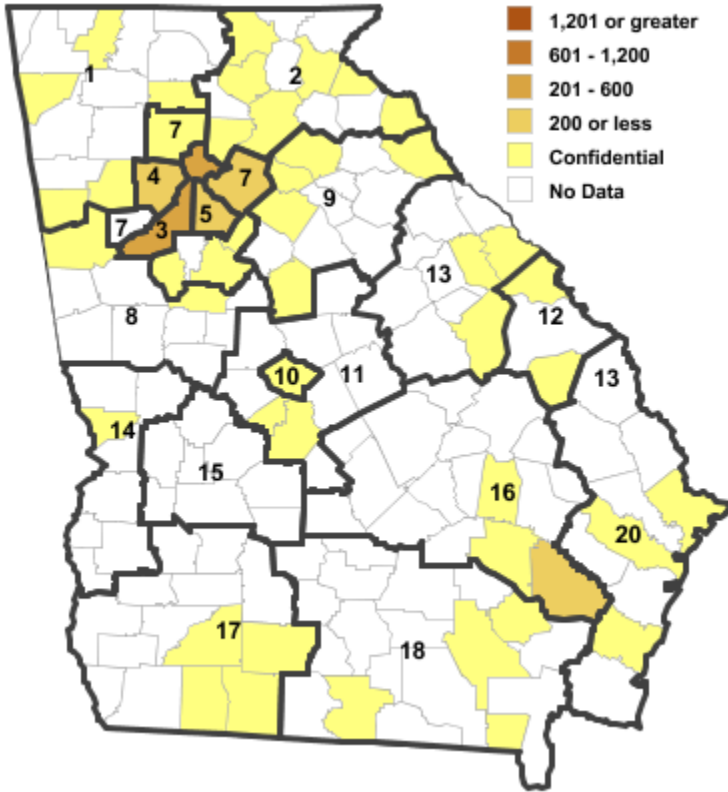


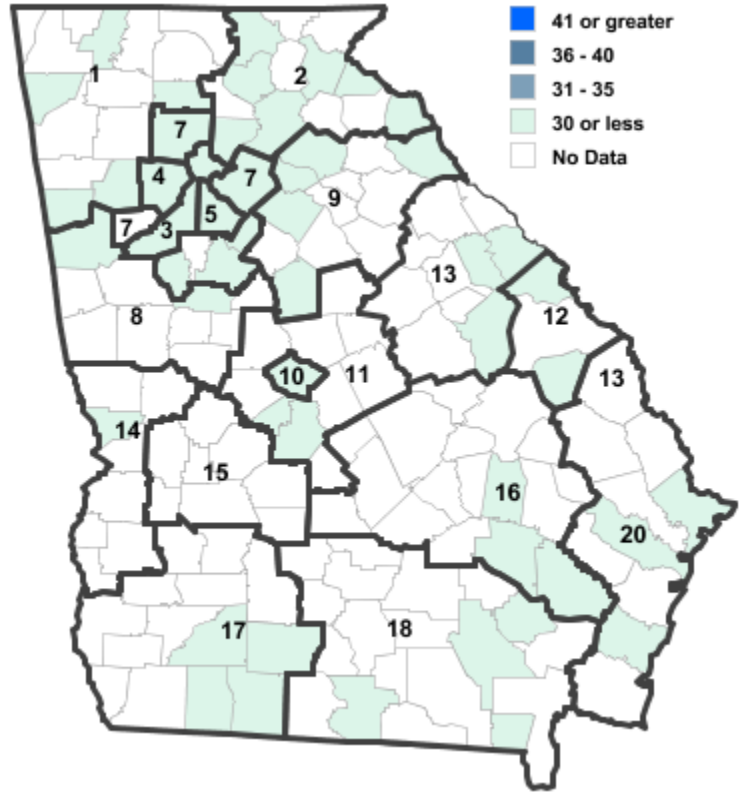
# Annual Industry Averages from QCEW 2016

## NAICS 315 : Apparel Manufacturing

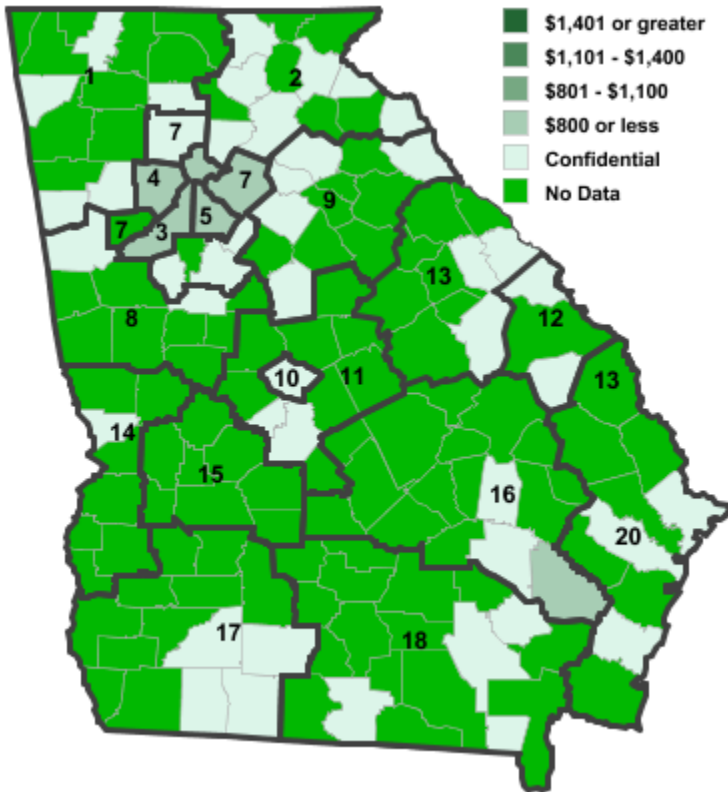
Employment



Establishments



Weekly Wages



Area

Establish- Employ- Weekly  
ments           ment   Wages

**Local Workforce Development Areas**

1	Northwest Georgia	5	85	\$518
2	Georgia Mountains	11	208	\$849
3	City of Atlanta	20	234	\$778
4	Cobb County	7	12	\$301
5	DeKalb County	6	22	\$684
6	Fulton County	20	234	\$778
7	Atlanta Regional	18	421	\$866
8	West Central Georgia	6	***	***
9	Northeast Georgia	6	24	\$634
10	Macon-Bibb	2	***	***
11	Middle Georgia	2	***	***
12	Central Savannah River	2	***	***
13	East Central Georgia	4	397	\$842
14	Lower Chattahoochee	3	***	***
16	Heart of Georgia-Altamaha	10	126	\$468
17	Southwest Georgia	5	241	\$490
18	Southern Georgia	3	7	\$441
20	Coastal Georgia	5	9	\$451

**Counties with largest values**

45	Carroll	5	515	\$454
121	Fulton	20	234	\$778
157	Jackson	1	1	\$2,110

Note: \*\*\* Confidential - Industry group does not meet criteria for disclosure