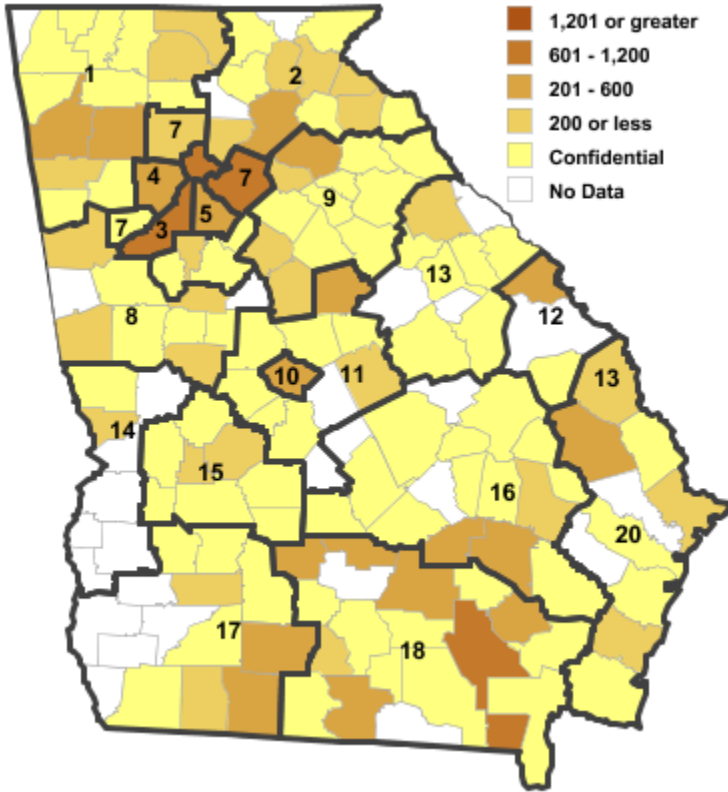
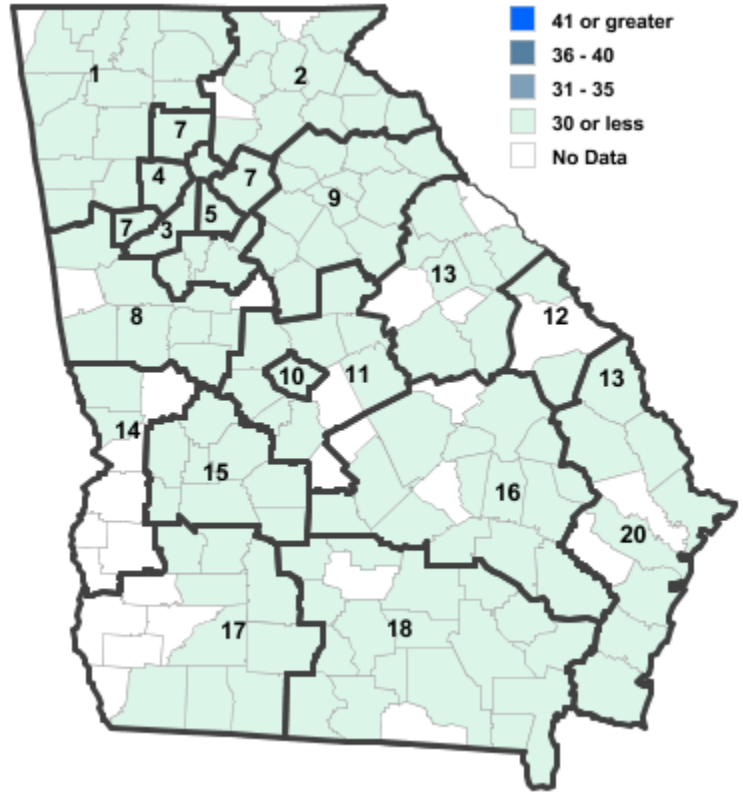


Annual Industry Averages from QCEW 2016 NAICS 321 : Wood Product Manufacturing

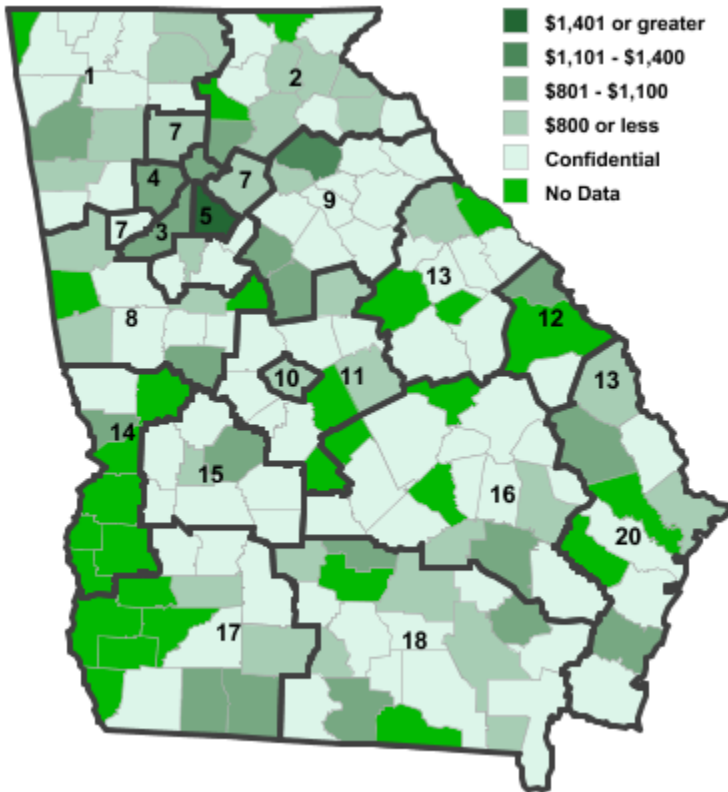
Employment



Establishments



Weekly Wages



Area

Establish- Employ- Weekly ments ment Wages

Local Workforce Development Areas

1	Northwest Georgia	53	994	\$767
2	Georgia Mountains	55	1,025	\$624
3	City of Atlanta	27	894	\$910
4	Cobb County	19	388	\$831
5	DeKalb County	14	560	\$1,631
6	Fulton County	27	894	\$910
7	Atlanta Regional	44	975	\$844
8	West Central Georgia	32	930	\$861
9	Northeast Georgia	39	1,468	\$1,007
10	Macon-Bibb	10	323	\$604
11	Middle Georgia	19	640	\$851
12	Central Savannah River	12	276	\$861
13	East Central Georgia	26	1,018	\$856
14	Lower Chattahoochee	6	163	\$840
15	Middle Flint	19	688	\$766
16	Heart of Georgia-Altamaha	34	1,410	\$791
17	Southwest Georgia	46	1,616	\$682
18	Southern Georgia	61	3,291	\$735
20	Coastal Georgia	34	675	\$868

Counties with largest values

113	Fayette	2	56	\$1,980
121	Fulton	27	923	\$898

Note: *** Confidential - Industry group does not meet criteria for disclosure