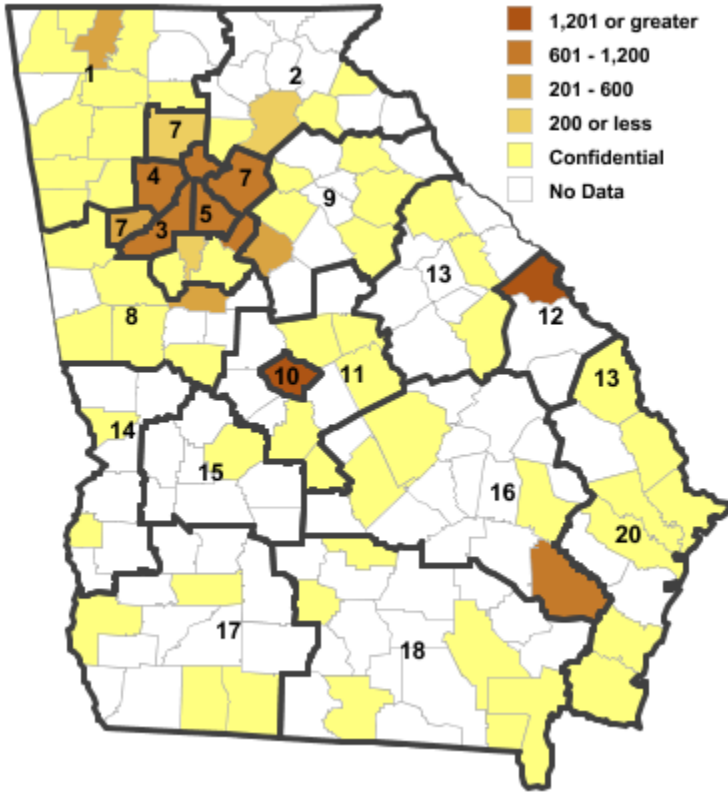


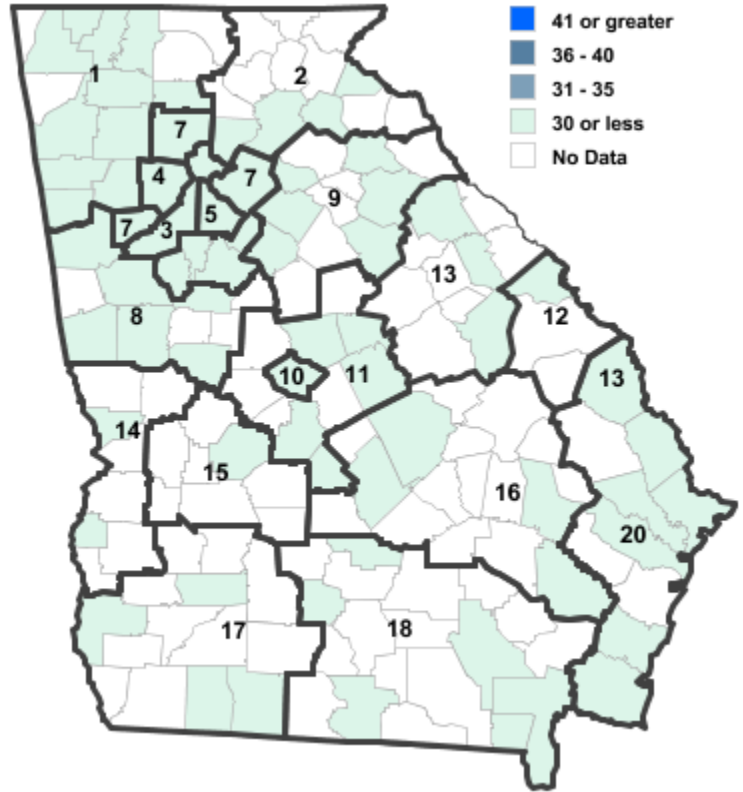
Annual Industry Averages from QCEW 2016

NAICS 322 : Paper Manufacturing

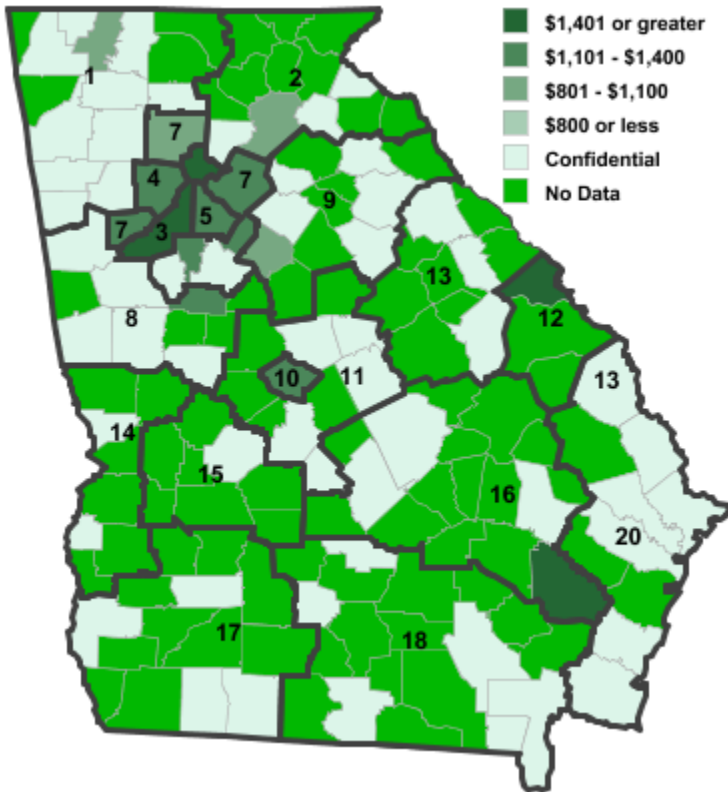
Employment



Establishments



Weekly Wages



Area

Establish- Employ- Weekly
ments ment Wages

Local Workforce Development Areas

1	Northwest Georgia	27	1,406	\$1,218
2	Georgia Mountains	6	108	\$805
3	City of Atlanta	25	1,010	\$2,568
4	Cobb County	20	947	\$1,119
5	DeKalb County	12	624	\$1,340
6	Fulton County	25	1,010	\$2,568
7	Atlanta Regional	44	2,598	\$1,205
8	West Central Georgia	17	1,435	\$1,074
9	Northeast Georgia	10	704	\$988
10	Macon-Bibb	7	1,268	\$1,163
11	Middle Georgia	7	395	\$1,098
12	Central Savannah River	8	1,236	\$1,441
13	East Central Georgia	4	177	\$962
14	Lower Chattahoochee	3	***	***
15	Middle Flint	2	***	***
16	Heart of Georgia-Altamaha	13	1,290	\$1,466
17	Southwest Georgia	9	1,409	\$1,502
18	Southern Georgia	9	791	\$1,156
20	Coastal Georgia	19	3,103	\$1,490

Counties with largest values

21	Bibb	7	1,268	\$1,163
121	Fulton	25	1,060	\$2,511
151	Henry	1	1	\$2,679

Note: *** Confidential - Industry group does not meet criteria for disclosure