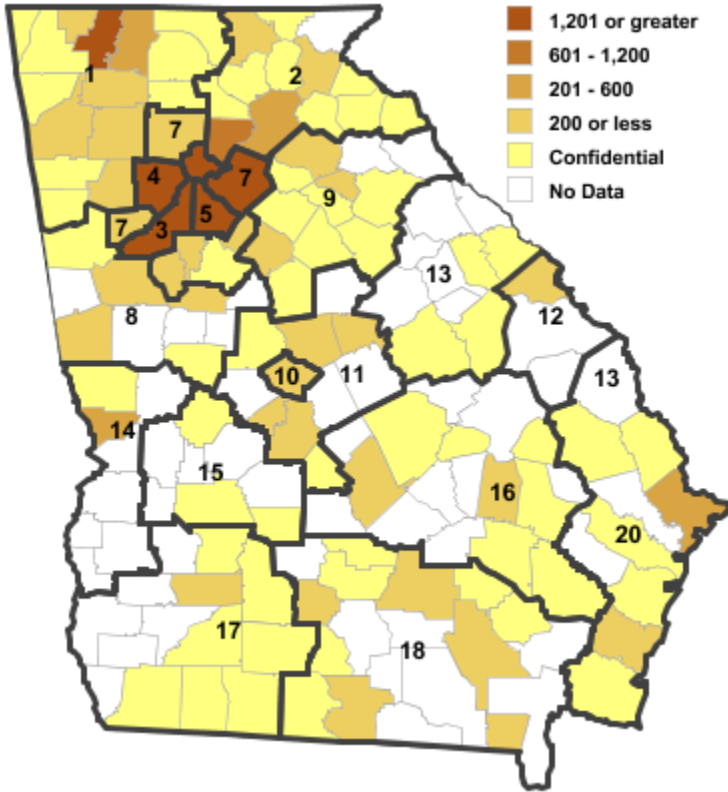


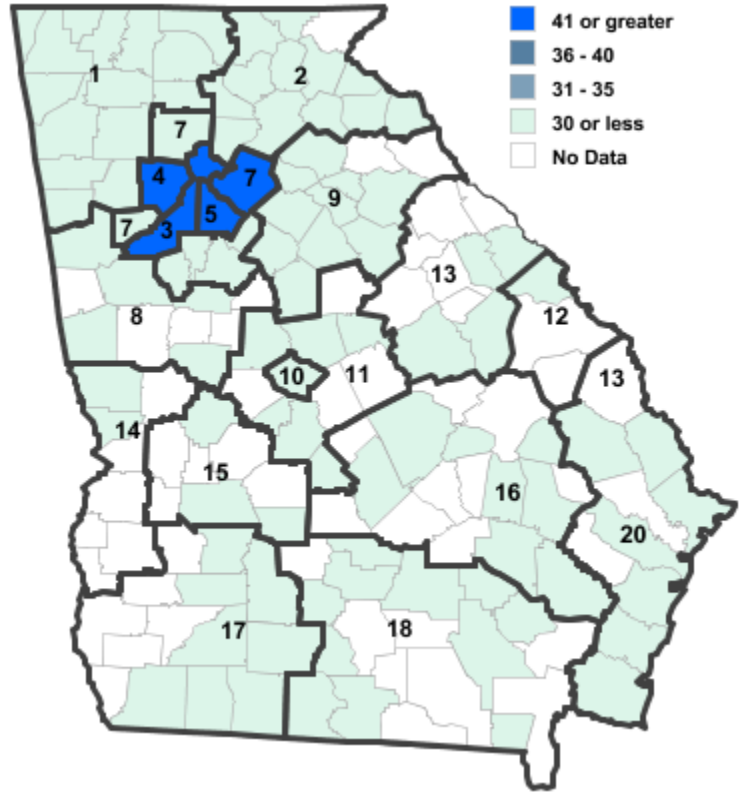
Annual Industry Averages from QCEW 2016

NAICS 323 : Printing and Related Support Activities

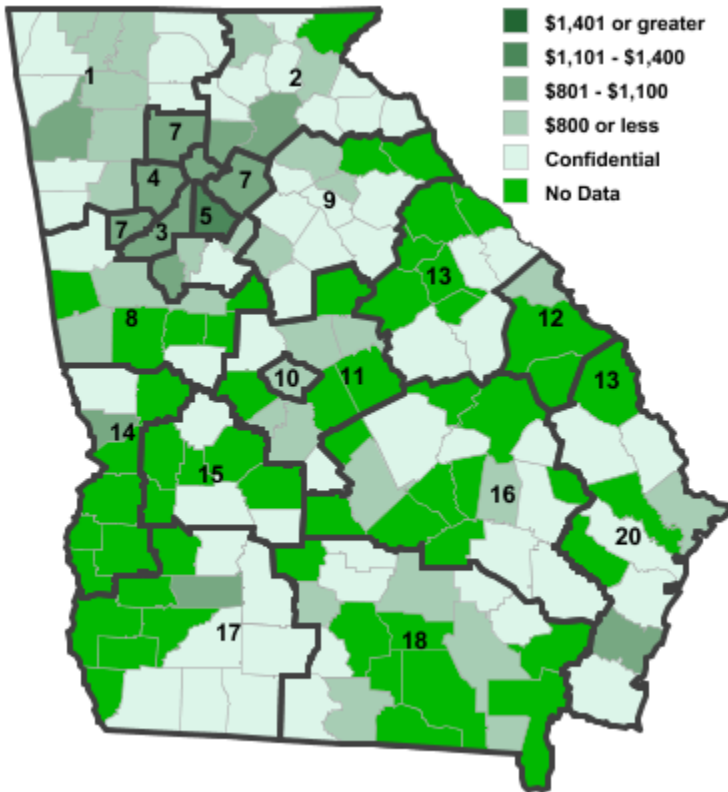
Employment



Establishments



Weekly Wages



Area

Establish- Employ- Weekly
ments ment Wages

Local Workforce Development Areas

1	Northwest Georgia	70	1,925	\$577
2	Georgia Mountains	69	1,385	\$994
3	City of Atlanta	142	1,816	\$949
4	Cobb County	107	1,304	\$874
5	DeKalb County	85	1,298	\$1,164
6	Fulton County	142	1,816	\$949
7	Atlanta Regional	200	2,594	\$989
8	West Central Georgia	22	606	\$883
9	Northeast Georgia	41	401	\$664
10	Macon-Bibb	12	151	\$721
11	Middle Georgia	20	87	\$560
12	Central Savannah River	8	76	\$705
13	East Central Georgia	13	***	***
14	Lower Chattahoochee	26	290	\$875
15	Middle Flint	5	23	\$446
16	Heart of Georgia-Altamaha	14	56	\$450
17	Southwest Georgia	20	151	\$734
18	Southern Georgia	25	159	\$605
20	Coastal Georgia	36	470	\$705

Counties with largest values

89	DeKalb	85	1,298	\$1,164
121	Fulton	142	1,816	\$949
135	Gwinnett	134	2,072	\$1,019

Note: *** Confidential - Industry group does not meet criteria for disclosure