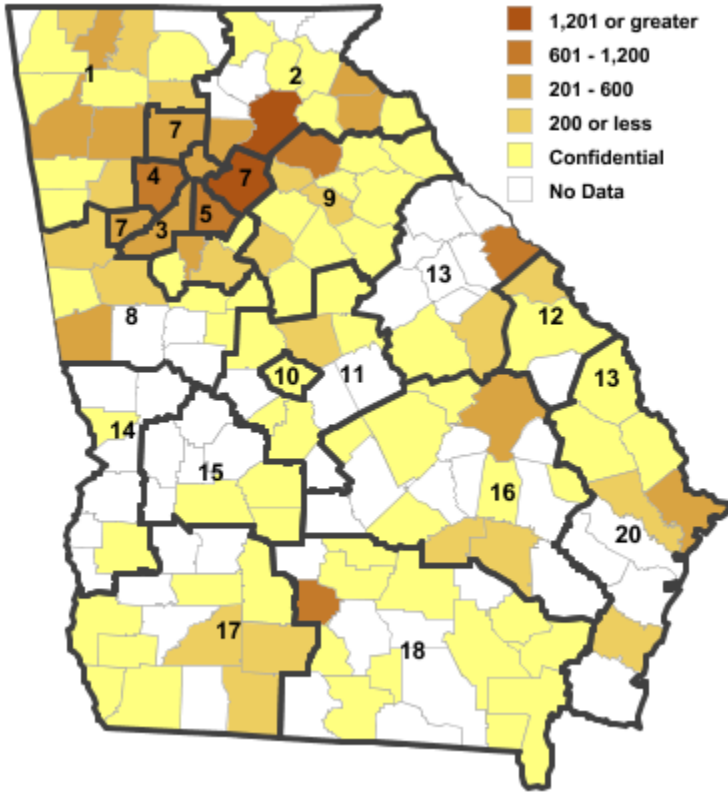


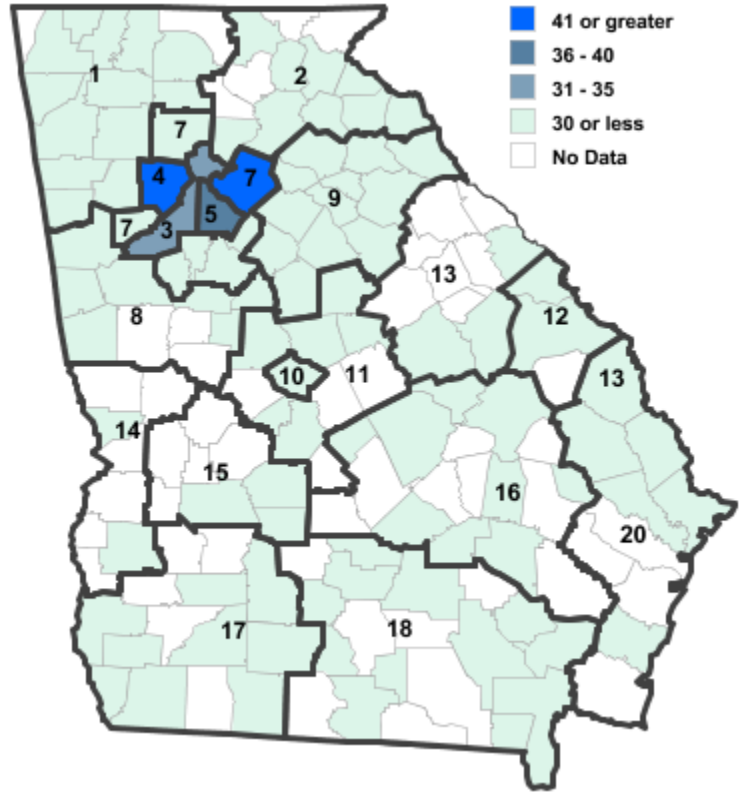
# Annual Industry Averages from QCEW 2016

## NAICS 333 : Machinery Manufacturing

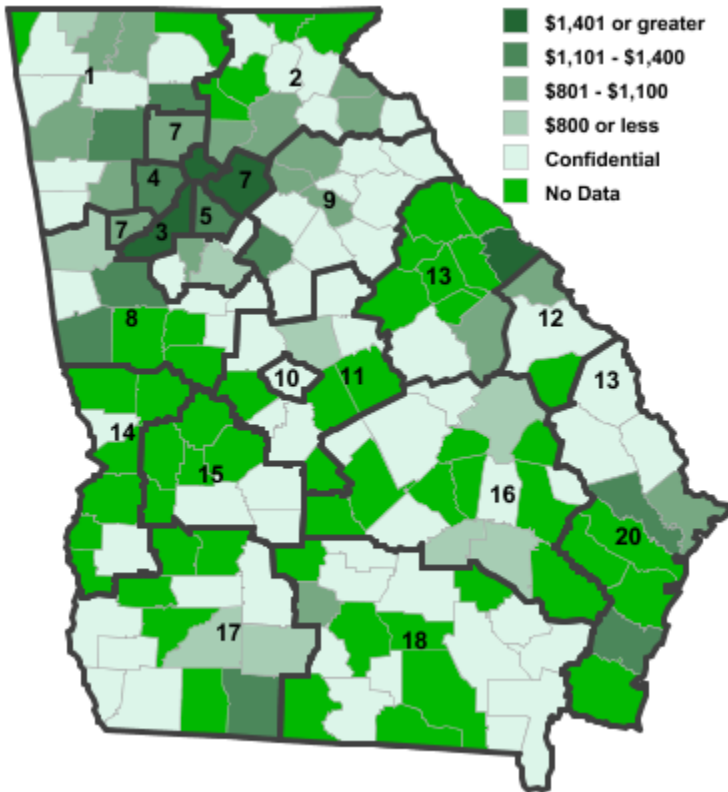
Employment



Establishments



Weekly Wages



Area

Establish- Employ- Weekly  
ments ment Wages

**Local Workforce Development Areas**

1	Northwest Georgia	71	1,426	\$1,042
2	Georgia Mountains	61	3,306	\$1,025
3	City of Atlanta	34	283	<b>\$1,541</b>
4	Cobb County	52	682	\$1,113
5	DeKalb County	38	919	\$1,183
6	Fulton County	34	283	\$1,541
7	Atlanta Regional	<b>123</b>	<b>4,578</b>	\$1,336
8	West Central Georgia	27	942	\$1,247
9	Northeast Georgia	40	2,060	\$1,031
10	Macon-Bibb	5	***	***
11	Middle Georgia	14	213	\$1,020
12	Central Savannah River	6	79	\$828
13	East Central Georgia	8	773	\$1,491
14	Lower Chattahoochee	6	***	***
15	Middle Flint	7	303	\$993
16	Heart of Georgia-Altamaha	25	1,810	\$534
17	Southwest Georgia	22	468	\$946
18	Southern Georgia	23	835	\$1,027
20	Coastal Georgia	23	1,087	\$1,016

**Counties with largest values**

9	Baldwin	1	9	<b>\$2,878</b>
135	Gwinnett	<b>67</b>	<b>2,223</b>	\$1,663

Note: \*\*\* Confidential - Industry group does not meet criteria for disclosure