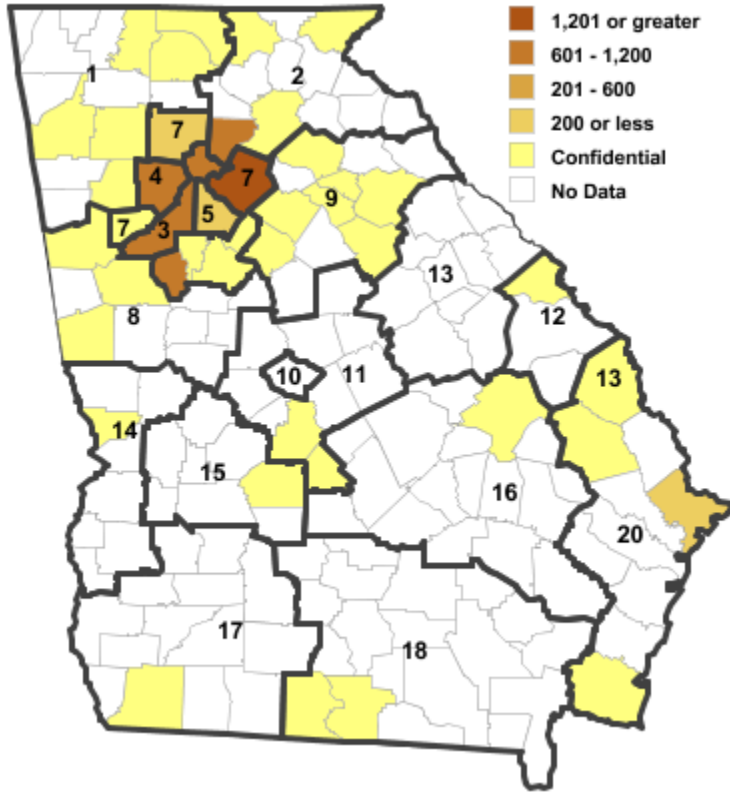


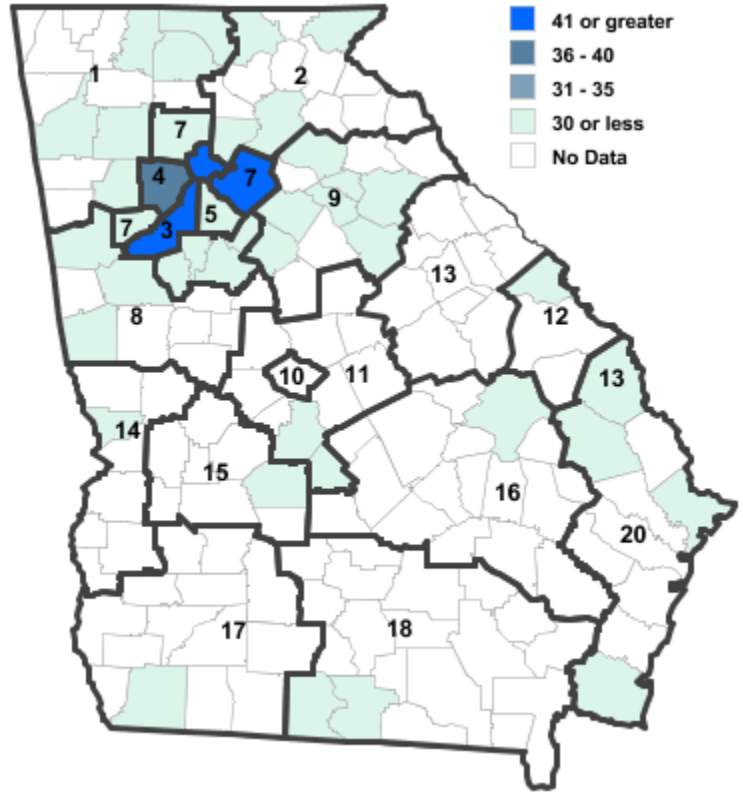
Annual Industry Averages from QCEW 2016

NAICS 334 : Computer and Electronic Product Manufacturing

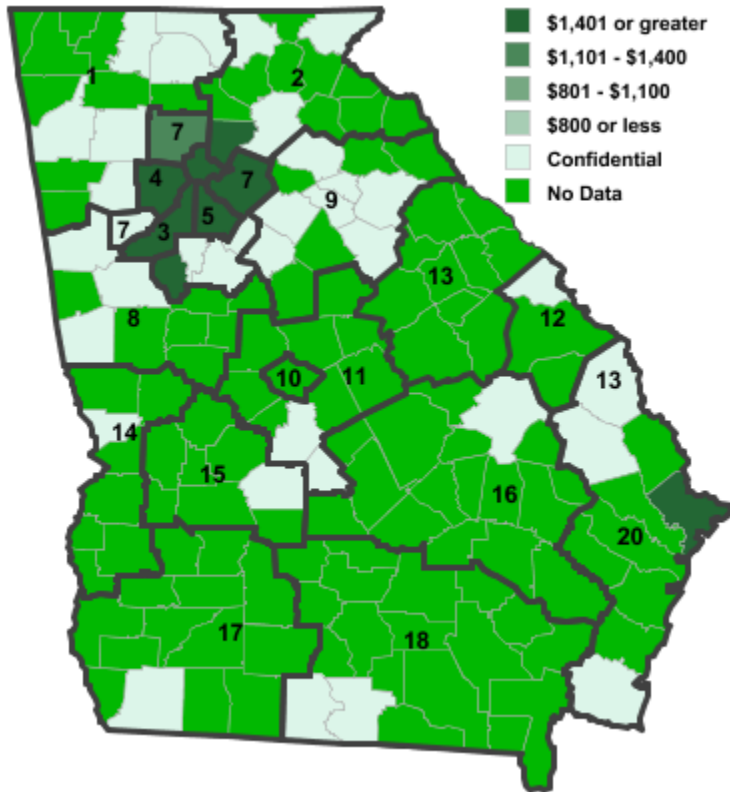
Employment



Establishments



Weekly Wages



Area

Establish- Employ- Weekly
ments ment Wages

Local Workforce Development Areas

1	Northwest Georgia	13	442	\$639
2	Georgia Mountains	30	1,236	\$1,526
3	City of Atlanta	71	657	\$1,634
4	Cobb County	36	601	\$1,529
5	DeKalb County	20	176	\$1,409
6	Fulton County	71	657	\$1,634
7	Atlanta Regional	115	4,988	\$2,015
8	West Central Georgia	4	***	***
9	Northeast Georgia	9	26	\$1,281
11	Middle Georgia	4	***	***
12	Central Savannah River	1	***	***
14	Lower Chattahoochee	3	***	***
15	Middle Flint	1	***	***
16	Heart of Georgia-Altamaha	2	***	***
17	Southwest Georgia	0	***	***
18	Southern Georgia	2	***	***
20	Coastal Georgia	8	124	\$1,076

Counties with largest values

135	Gwinnett	92	4,265	\$2,067
235	Pulaski	1	1	\$3,737

Note: *** Confidential - Industry group does not meet criteria for disclosure