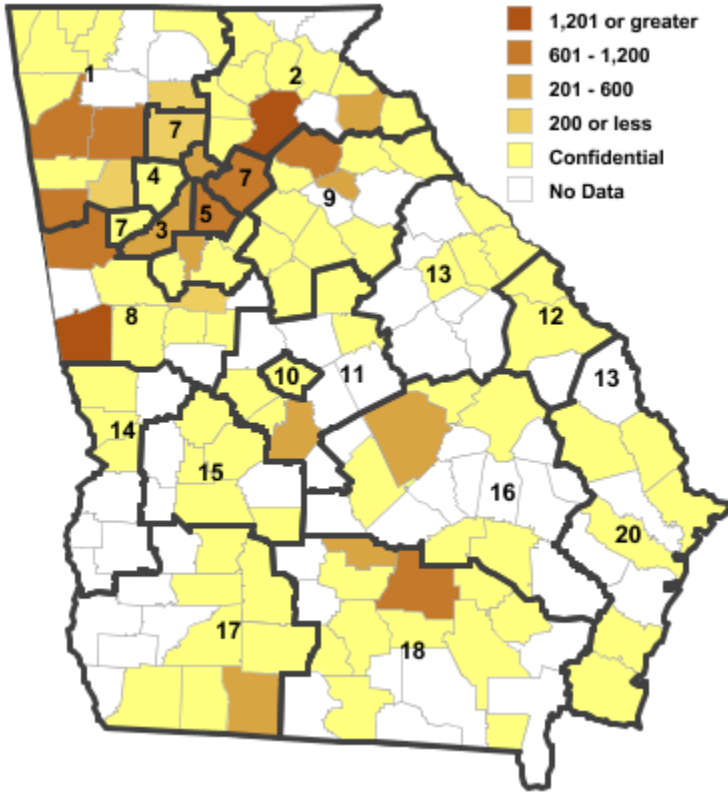


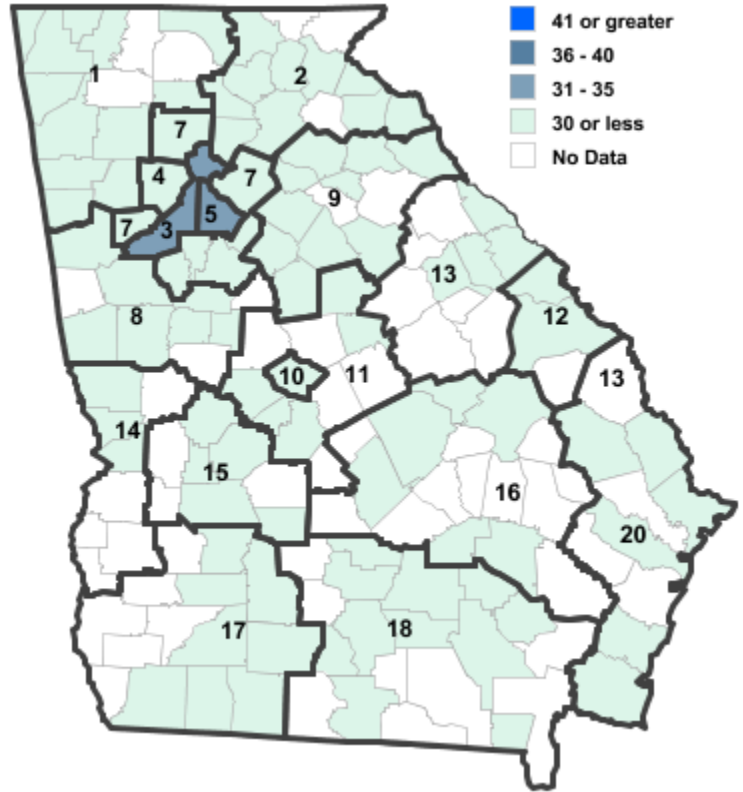
Annual Industry Averages from QCEW 2016

NAICS 336 : Transportation Equipment Manufacturing

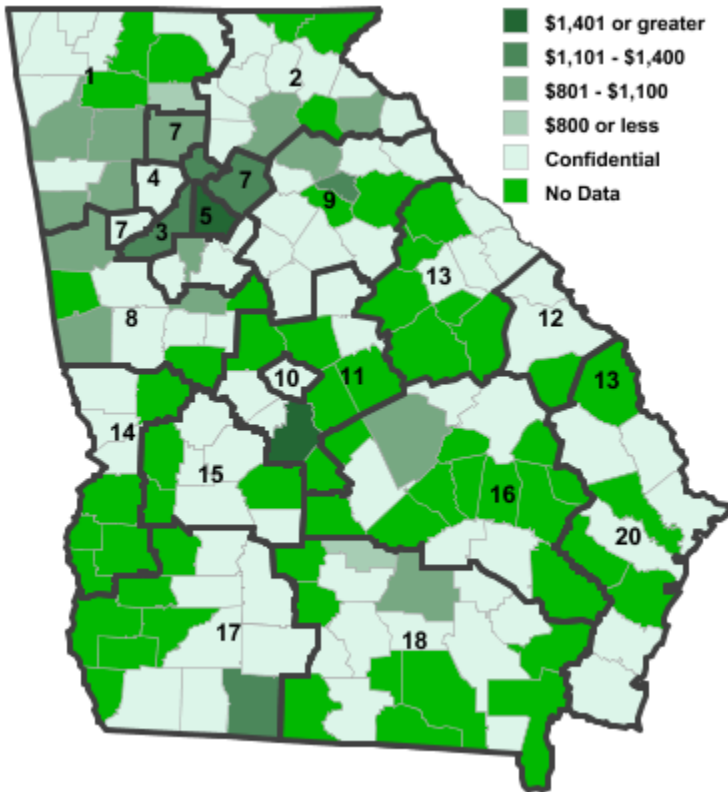
Employment



Establishments



Weekly Wages



Area

Establish- Employ- Weekly
ments ment Wages

Local Workforce Development Areas

1	Northwest Georgia	43	5,399	\$900
2	Georgia Mountains	36	3,709	\$984
3	City of Atlanta	34	421	\$1,180
4	Cobb County	28	***	***
5	DeKalb County	31	651	\$1,699
6	Fulton County	34	421	\$1,180
7	Atlanta Regional	50	1,247	\$1,180
8	West Central Georgia	38	9,505	\$1,033
9	Northeast Georgia	23	3,102	\$978
10	Macon-Bibb	2	***	***
11	Middle Georgia	23	3,159	\$1,203
12	Central Savannah River	16	1,348	\$1,161
13	East Central Georgia	6	673	\$1,258
14	Lower Chattahoochee	10	***	***
15	Middle Flint	10	237	\$759
16	Heart of Georgia-Altamaha	11	625	\$825
17	Southwest Georgia	20	720	\$957
18	Southern Georgia	28	2,736	\$749
20	Coastal Georgia	41	***	***

Counties with largest values

51	Chatham	26	9,531	\$1,907
67	Cobb	28	5,327	\$1,988
121	Fulton	34	421	\$1,180

Note: *** Confidential - Industry group does not meet criteria for disclosure