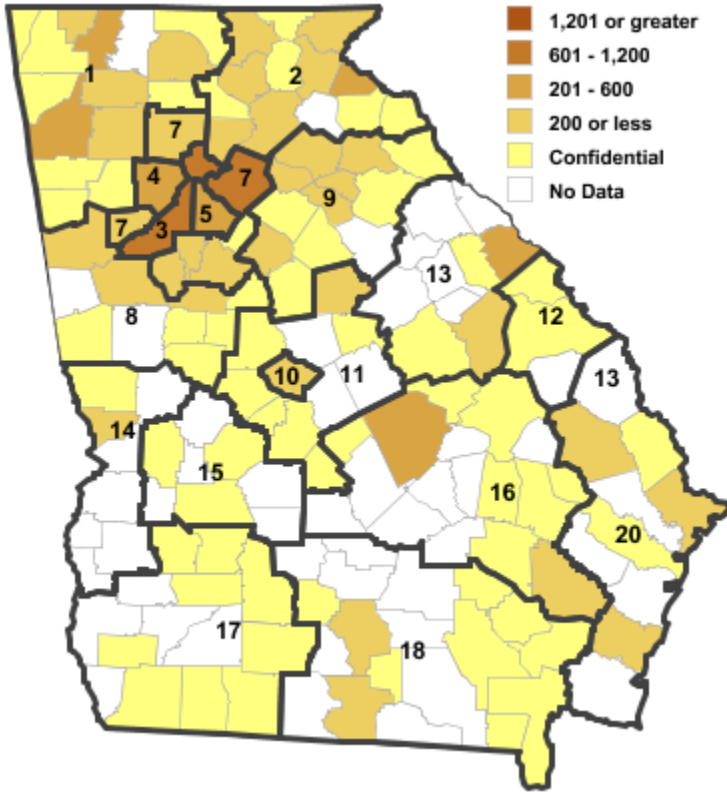


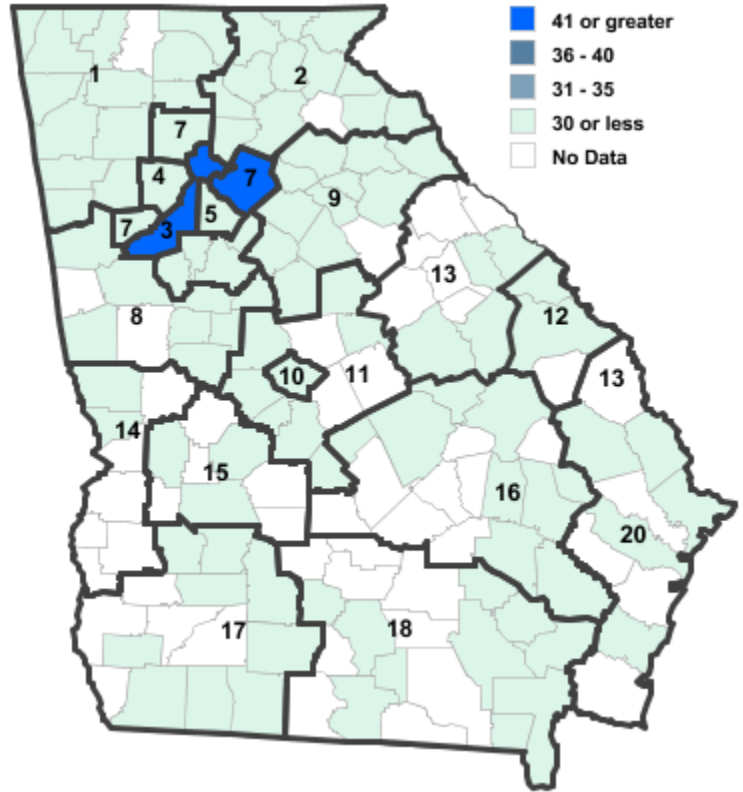
# Annual Industry Averages from QCEW 2016

## NAICS 337 : Furniture and Related Product Manufacturing

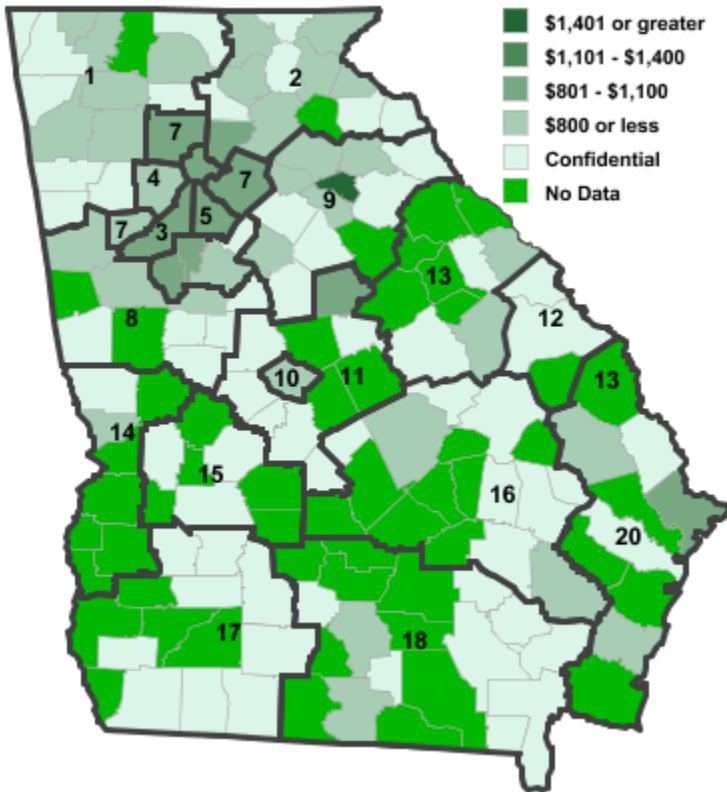
Employment



Establishments



Weekly Wages



Area

Establish- Employ- Weekly  
ments ment Wages

**Local Workforce Development Areas**

1	Northwest Georgia	62	1,874	\$787
2	Georgia Mountains	73	1,208	\$803
3	City of Atlanta	50	1,060	\$964
4	Cobb County	28	418	\$753
5	DeKalb County	25	289	\$850
6	Fulton County	50	1,060	\$964
7	Atlanta Regional	125	1,728	\$892
8	West Central Georgia	29	***	***
9	Northeast Georgia	47	690	\$910
10	Macon-Bibb	9	56	\$624
11	Middle Georgia	16	76	\$651
12	Central Savannah River	2	***	***
13	East Central Georgia	19	334	\$729
14	Lower Chattahoochee	12	112	\$609
15	Middle Flint	6	281	\$460
16	Heart of Georgia-Altamaha	27	574	\$616
17	Southwest Georgia	26	***	***
18	Southern Georgia	27	602	\$693
20	Coastal Georgia	25	187	\$721

**Counties with largest values**

59	Clarke	4	66	\$2,438
121	Fulton	50	1,060	\$964
135	Gwinnett	71	1,034	\$886

Note: \*\*\* Confidential - Industry group does not meet criteria for disclosure