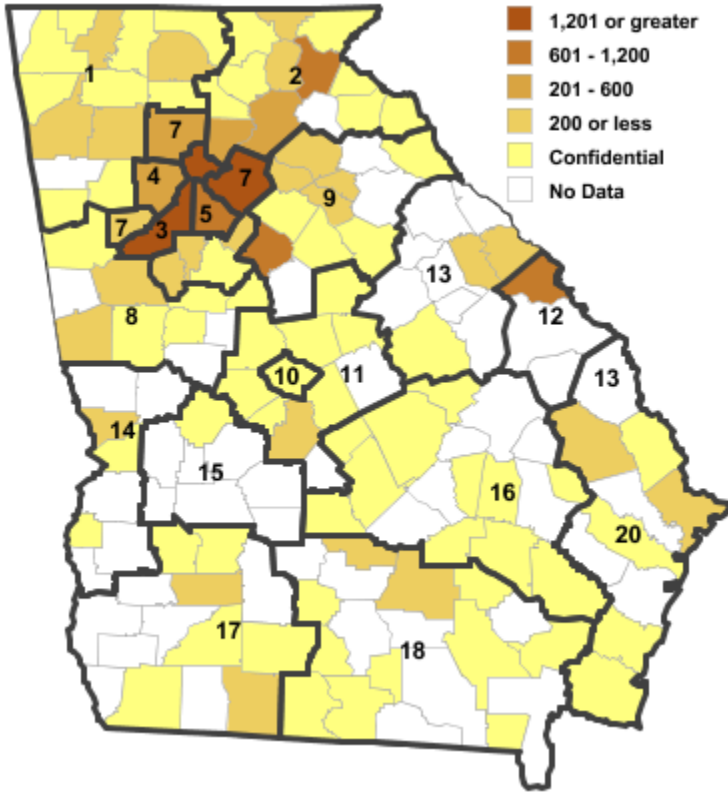


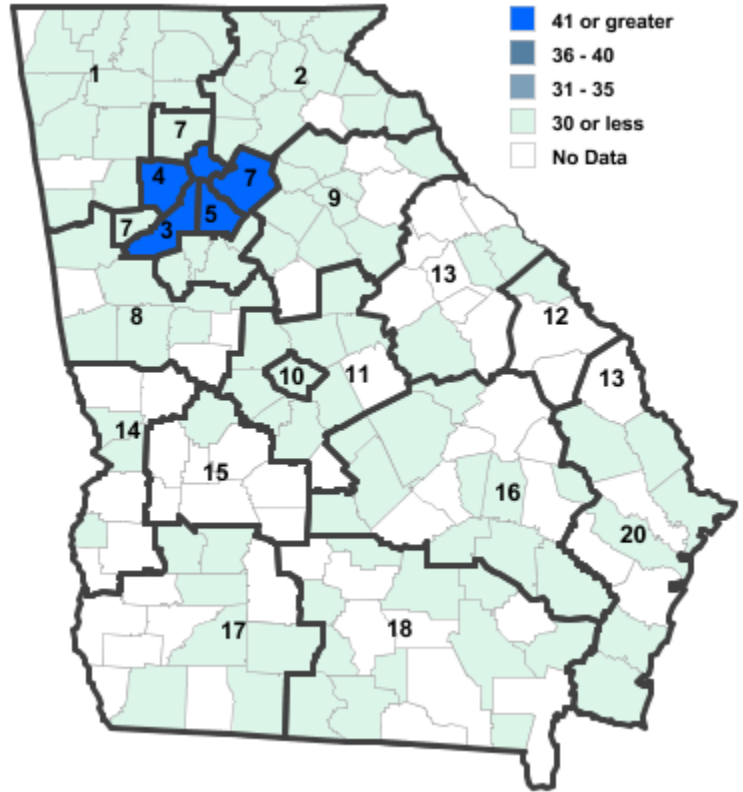
Annual Industry Averages from QCEW 2016

NAICS 339 : Miscellaneous Manufacturing

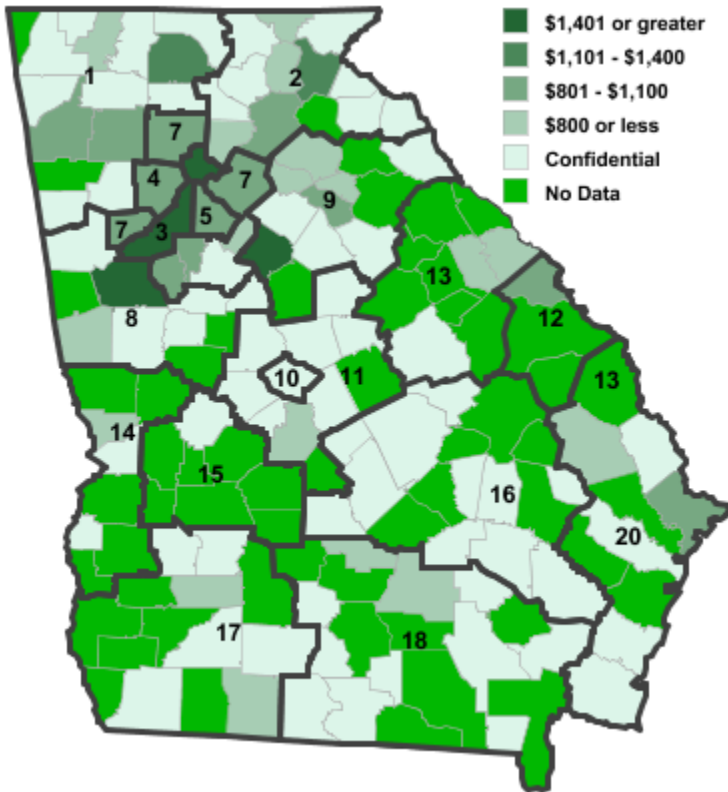
Employment



Establishments



Weekly Wages



Area

Establish- Employ- Weekly
ments ment Wages

Local Workforce Development Areas

1	Northwest Georgia	48	685	\$785
2	Georgia Mountains	79	1,910	\$1,025
3	City of Atlanta	102	1,575	\$1,902
4	Cobb County	68	514	\$825
5	DeKalb County	66	888	\$984
6	Fulton County	102	1,575	\$1,902
7	Atlanta Regional	203	2,892	\$1,048
8	West Central Georgia	30	391	\$900
9	Northeast Georgia	41	1,142	\$1,380
10	Macon-Bibb	15	***	***
11	Middle Georgia	18	72	\$574
12	Central Savannah River	13	610	\$1,087
13	East Central Georgia	11	31	\$636
14	Lower Chattahoochee	13	147	\$498
15	Middle Flint	0	***	***
16	Heart of Georgia-Altamaha	17	181	\$598
17	Southwest Georgia	24	117	\$626
18	Southern Georgia	17	169	\$777
20	Coastal Georgia	28	177	\$794

Counties with largest values

77	Coweta	8	24	\$2,131
135	Gwinnett	125	1,860	\$1,074

Note: *** Confidential - Industry group does not meet criteria for disclosure