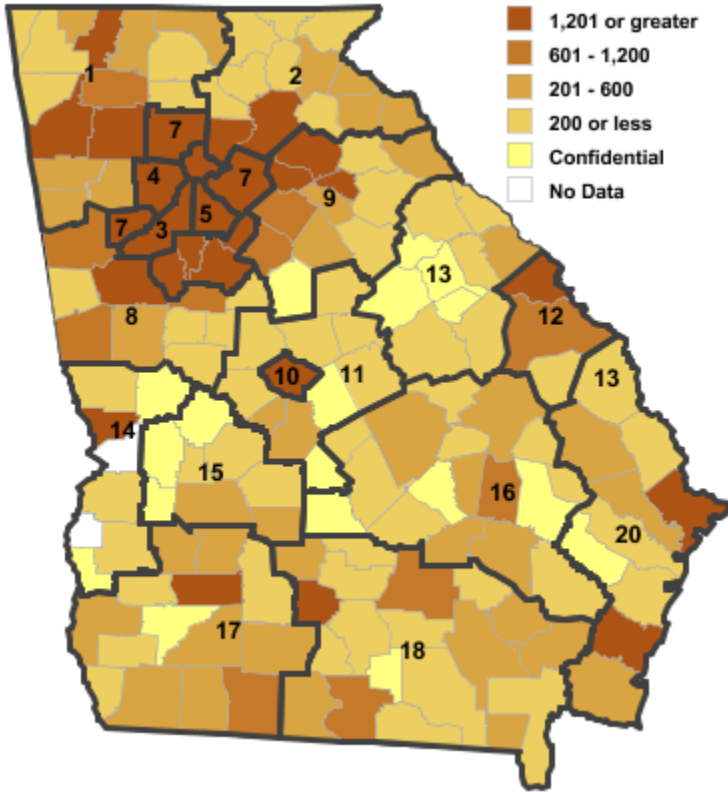


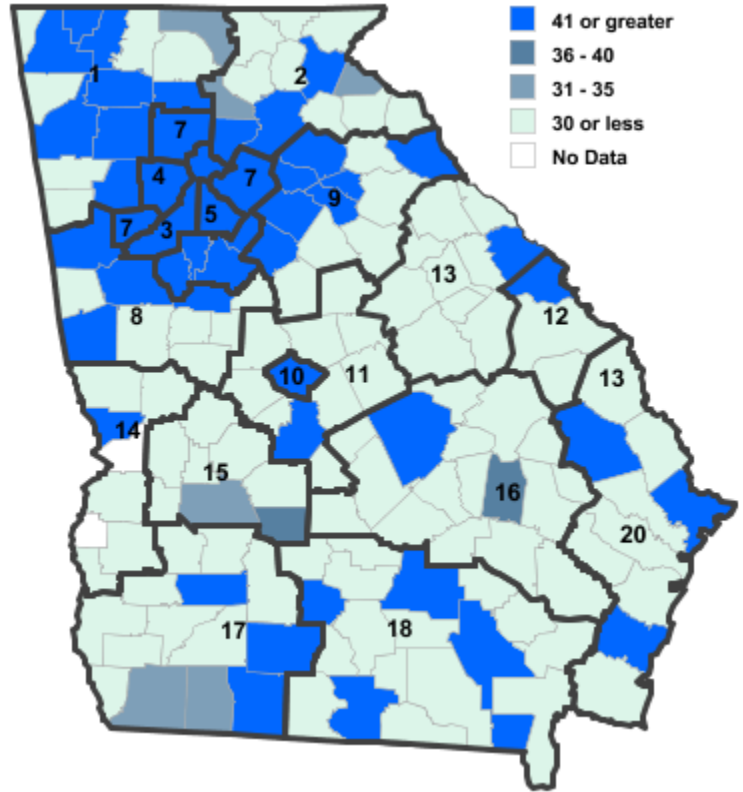
Annual Industry Averages from QCEW 2016

NAICS 42 : Wholesale Trade

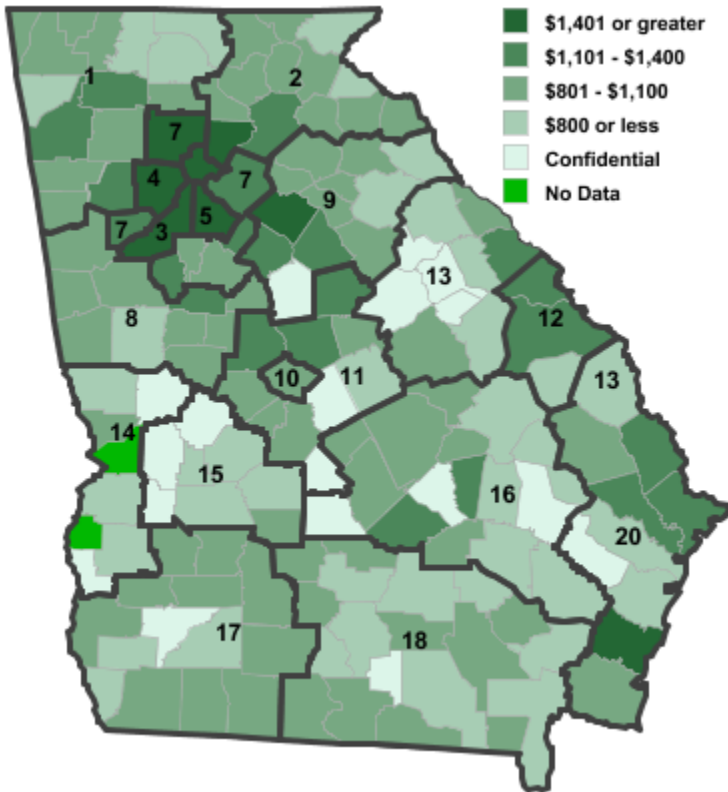
Employment



Establishments



Weekly Wages



Area

Establish- Employ- Weekly
ments ment Wages

Local Workforce Development Areas

1	Northwest Georgia	939	10,081	\$1,034
2	Georgia Mountains	1,154	11,482	\$1,292
3	City of Atlanta	3,028	39,042	\$1,893
4	Cobb County	1,997	24,152	\$1,585
5	DeKalb County	1,205	12,250	\$1,543
6	Fulton County	3,028	39,042	\$1,893
7	Atlanta Regional	4,111	46,683	\$1,317
8	West Central Georgia	468	4,972	\$954
9	Northeast Georgia	694	11,124	\$956
10	Macon-Bibb	205	2,272	\$1,047
11	Middle Georgia	191	1,222	\$972
12	Central Savannah River	225	3,413	\$1,178
13	East Central Georgia	156	1,351	\$926
14	Lower Chattahoochee	191	2,649	\$922
15	Middle Flint	106	1,166	\$842
16	Heart of Georgia-Altamaha	262	2,846	\$810
17	Southwest Georgia	478	5,350	\$942
18	Southern Georgia	476	5,418	\$831
20	Coastal Georgia	640	8,110	\$1,240

Counties with largest values

121	Fulton	3,028	39,046	\$1,893
-----	--------	--------------	---------------	----------------

Note: *** Confidential - Industry group does not meet criteria for disclosure