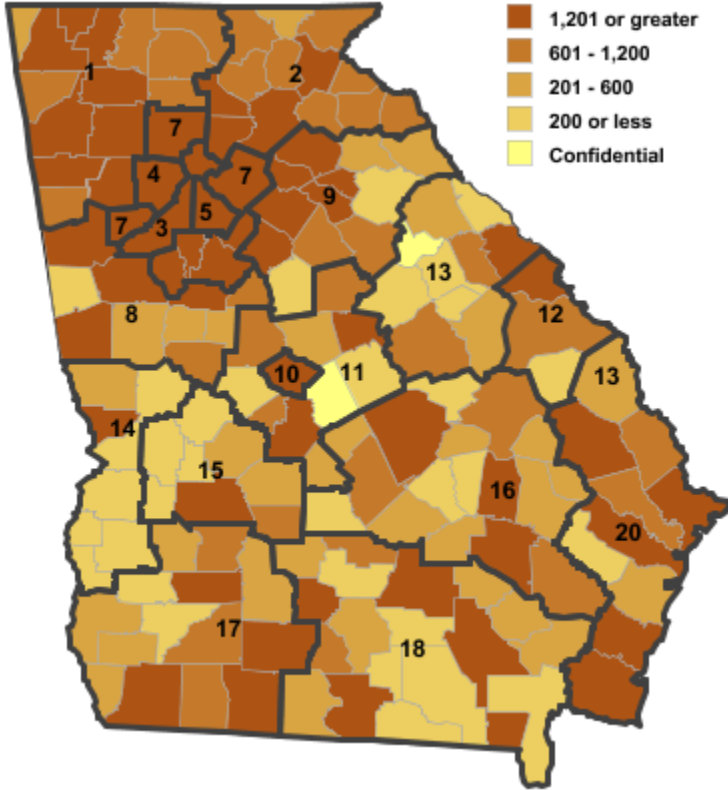


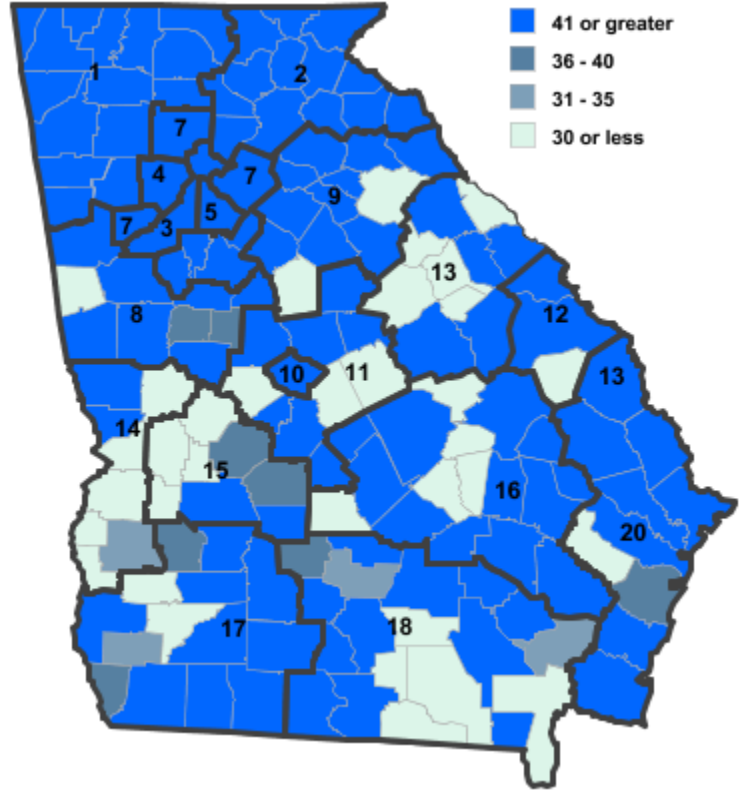
# Annual Industry Averages from QCEW 2016

## NAICS 44-45 : Retail Trade

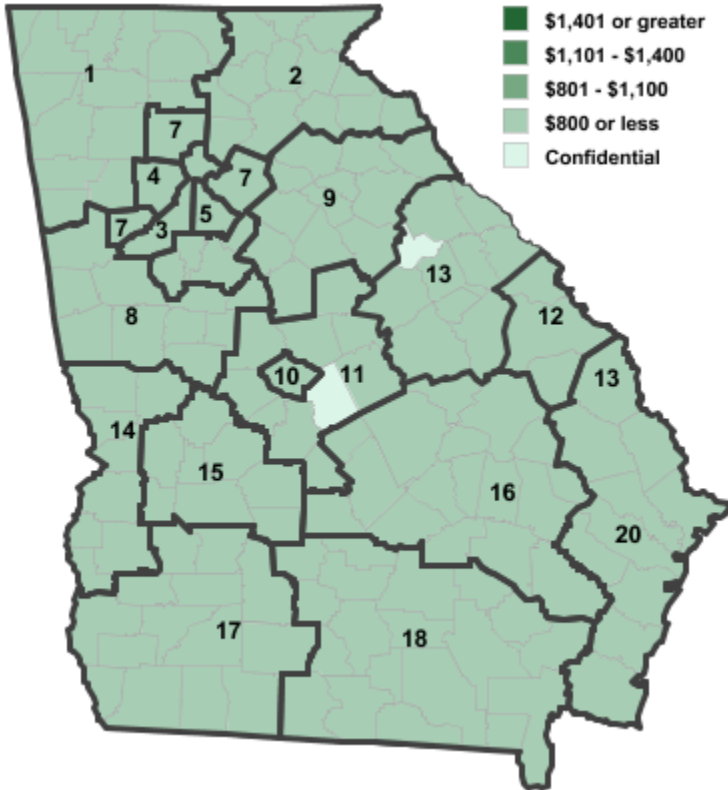
Employment



Establishments



Weekly Wages



Area

Establish- Employ- Weekly  
ments ment Wages

**Local Workforce Development Areas**

| Area                         | Establishments | Employment | Weekly Wages |
|------------------------------|----------------|------------|--------------|
| 1 Northwest Georgia          | 2,639          | 35,370     | \$495        |
| 2 Georgia Mountains          | 2,217          | 30,107     | \$504        |
| 3 City of Atlanta            | 3,738          | 61,118     | \$698        |
| 4 Cobb County                | 2,278          | 40,659     | \$655        |
| 5 DeKalb County              | 2,263          | 34,223     | \$656        |
| 6 Fulton County              | 3,738          | 61,118     | \$698        |
| 7 Atlanta Regional           | 5,763          | 97,049     | \$571        |
| 8 West Central Georgia       | 1,532          | 19,976     | \$493        |
| 9 Northeast Georgia          | 1,728          | 24,999     | \$519        |
| 10 Macon-Bibb                | 781            | 10,720     | \$509        |
| 11 Middle Georgia            | 1,048          | 13,759     | \$461        |
| 12 Central Savannah River    | 881            | 11,955     | \$489        |
| 13 East Central Georgia      | 628            | 8,449      | \$533        |
| 14 Lower Chattahoochee       | 930            | 11,814     | \$475        |
| 15 Middle Flint              | 394            | 3,498      | \$440        |
| 16 Heart of Georgia-Altamaha | 1,162          | 11,474     | \$458        |
| 17 Southwest Georgia         | 1,495          | 15,451     | \$469        |
| 18 Southern Georgia          | 1,668          | 18,111     | \$486        |
| 20 Coastal Georgia           | 2,629          | 34,366     | \$505        |

**Counties with largest values**

|            |       |        |       |
|------------|-------|--------|-------|
| 5 Bacon    | 46    | 377    | \$796 |
| 121 Fulton | 3,740 | 61,121 | \$698 |

Note: \*\*\* Confidential - Industry group does not meet criteria for disclosure