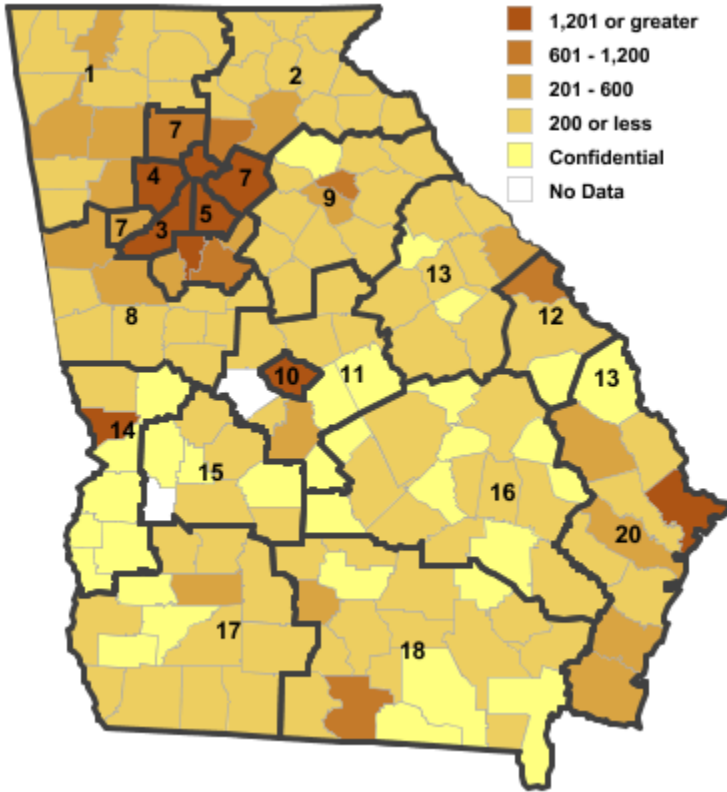


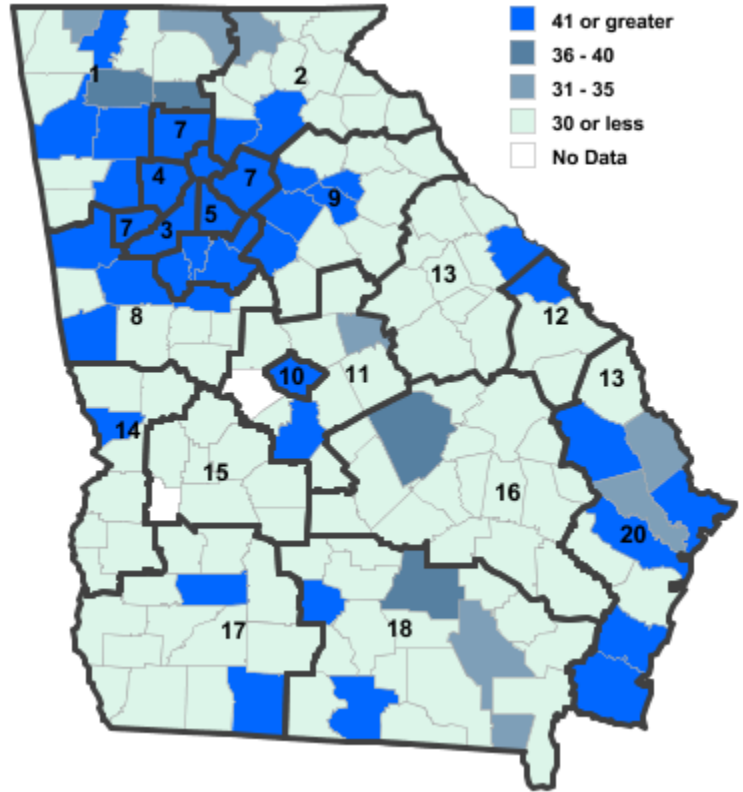
Annual Industry Averages from QCEW 2016

NAICS 53 : Real Estate and Rental and Leasing

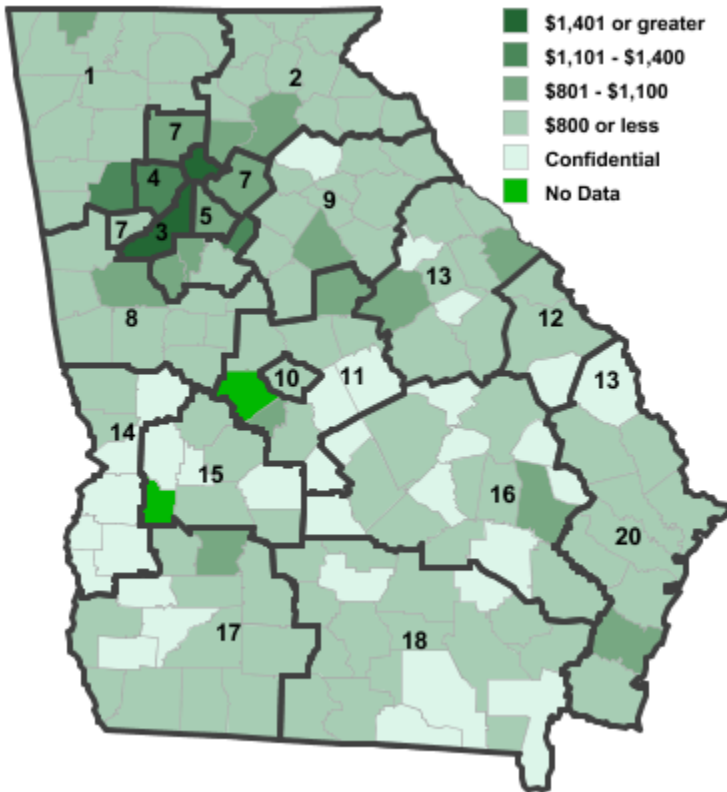
Employment



Establishments



Weekly Wages



Area

Establish- Employ- Weekly ments ment Wages

Local Workforce Development Areas

1	Northwest Georgia	562	2,086	\$730
2	Georgia Mountains	676	1,843	\$829
3	City of Atlanta	2,767	21,225	\$1,439
4	Cobb County	1,148	6,241	\$1,255
5	DeKalb County	962	4,136	\$980
6	Fulton County	2,767	21,225	\$1,439
7	Atlanta Regional	2,142	10,541	\$985
8	West Central Georgia	391	1,150	\$675
9	Northeast Georgia	573	2,917	\$580
10	Macon-Bibb	203	1,278	\$725
11	Middle Georgia	222	630	\$597
12	Central Savannah River	218	1,006	\$746
13	East Central Georgia	144	524	\$741
14	Lower Chattahoochee	279	1,496	\$741
15	Middle Flint	74	230	\$531
16	Heart of Georgia-Altamaha	144	413	\$583
17	Southwest Georgia	294	1,042	\$663
18	Southern Georgia	335	1,381	\$614
20	Coastal Georgia	806	3,708	\$732

Counties with largest values

121	Fulton	2,767	21,228	\$1,439
251	Screven	5	7	\$1,813

Note: *** Confidential - Industry group does not meet criteria for disclosure