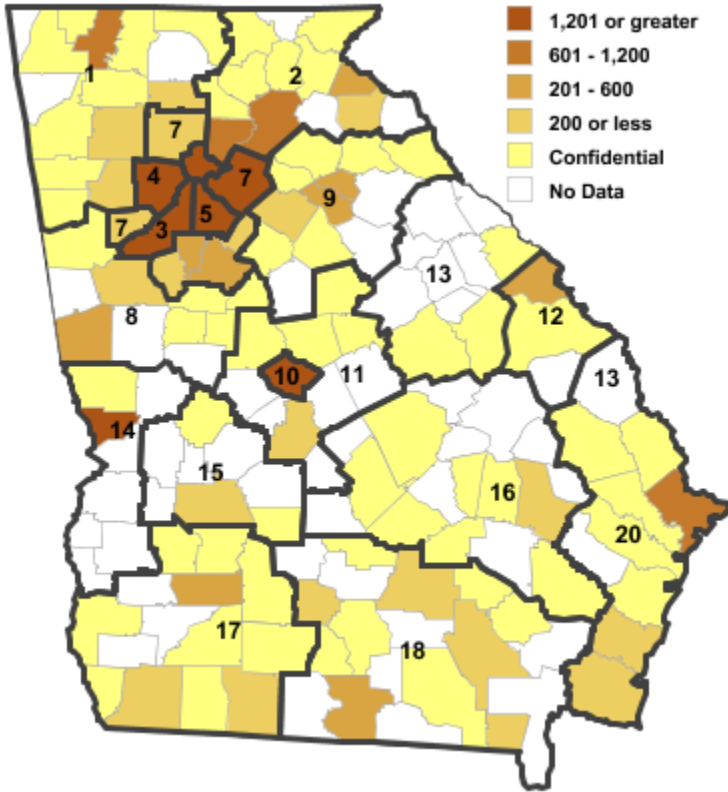


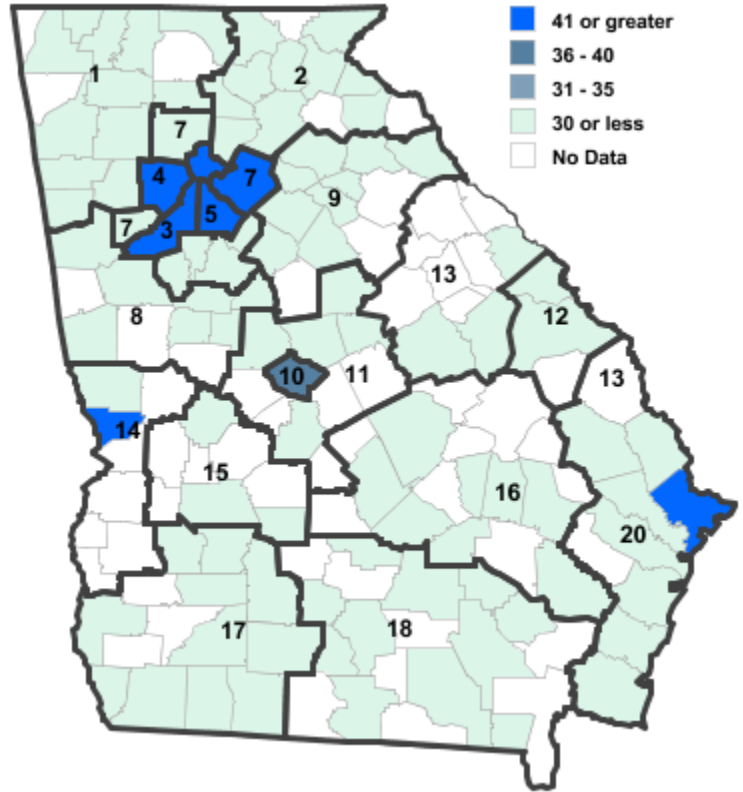
Annual Industry Averages from QCEW 2016

NAICS 55 : Management of Companies and Enterprises

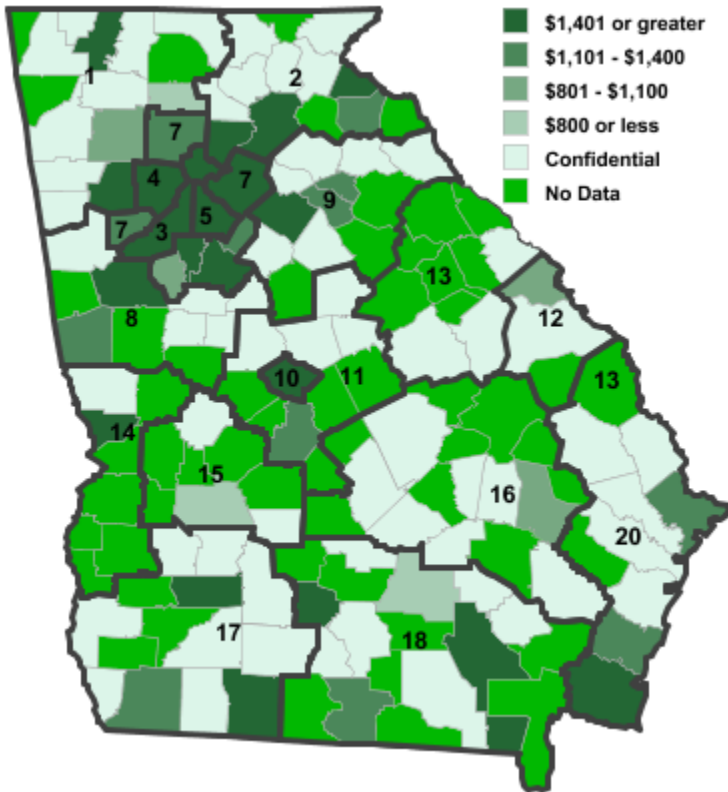
Employment



Establishments



Weekly Wages



Area

Establish- Employ- Weekly
ments ment Wages

Local Workforce Development Areas

1	Northwest Georgia	53	1,006	\$1,600
2	Georgia Mountains	71	2,775	\$1,787
3	City of Atlanta	396	19,428	\$2,437
4	Cobb County	165	13,271	\$2,016
5	DeKalb County	112	7,414	\$1,944
6	Fulton County	396	19,428	\$2,437
7	Atlanta Regional	225	11,354	\$1,847
8	West Central Georgia	36	1,494	\$1,618
9	Northeast Georgia	46	1,226	\$1,389
10	Macon-Bibb	39	2,176	\$1,424
11	Middle Georgia	22	183	\$1,184
12	Central Savannah River	24	296	\$964
13	East Central Georgia	16	873	\$1,073
14	Lower Chattahoochee	63	1,358	\$2,599
15	Middle Flint	9	167	\$1,054
16	Heart of Georgia-Altamaha	18	706	\$1,316
17	Southwest Georgia	36	449	\$1,958
18	Southern Georgia	35	528	\$1,410
20	Coastal Georgia	99	1,223	\$1,191

Counties with largest values

33	Burke	1	7	\$2,775
121	Fulton	396	19,428	\$2,437

Note: *** Confidential - Industry group does not meet criteria for disclosure