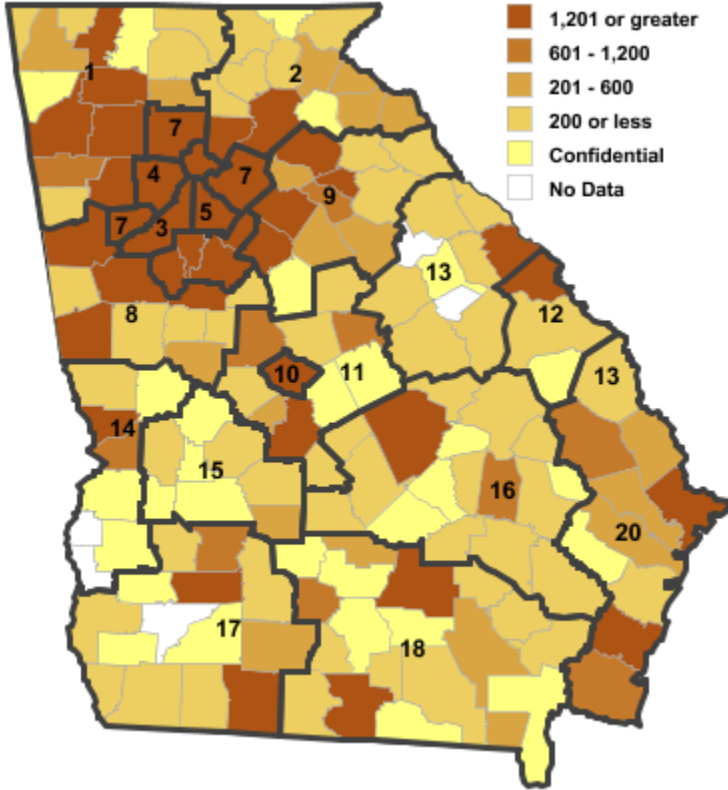


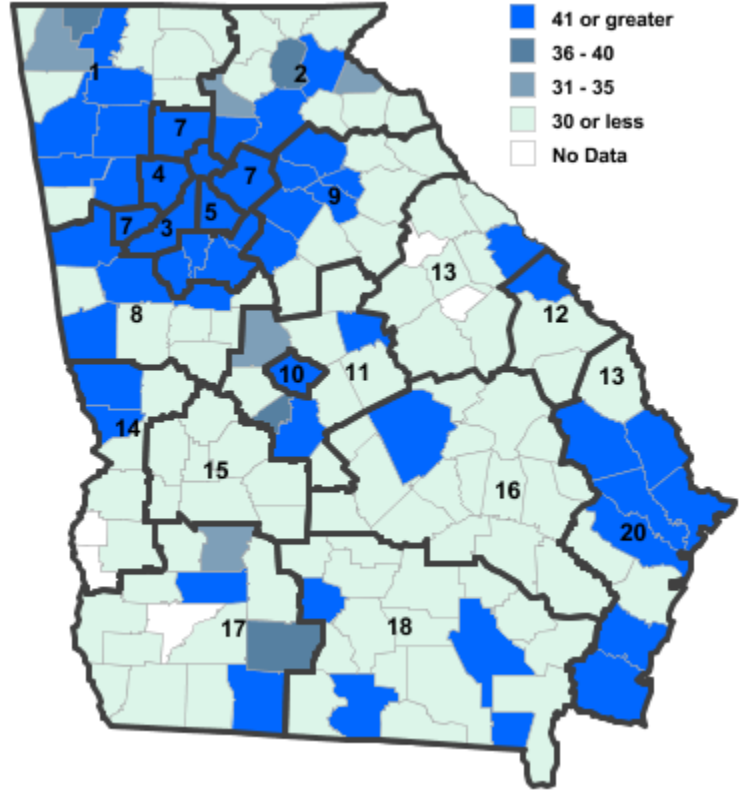
Annual Industry Averages from QCEW 2016

NAICS 56 : Administrative and Support and Waste Management

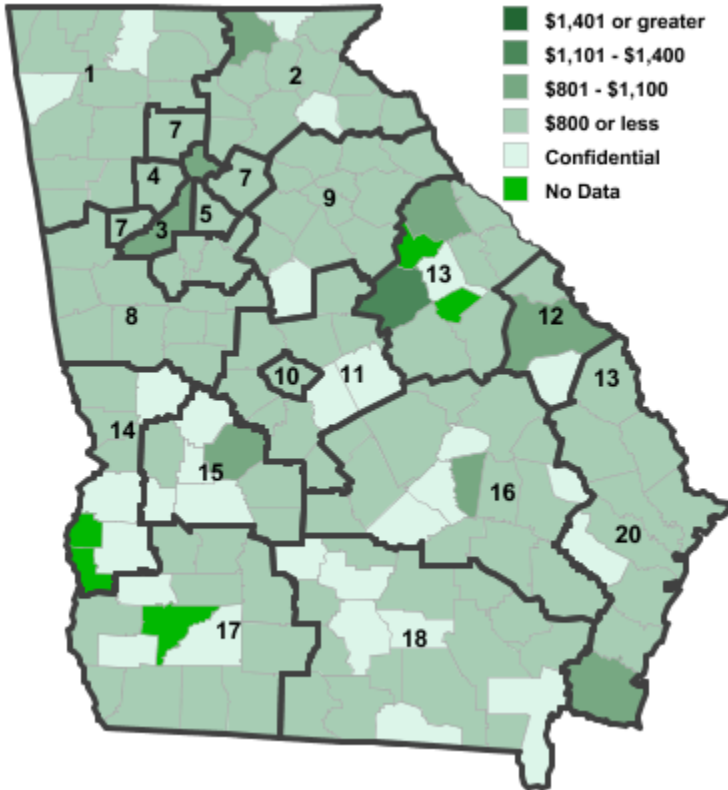
Employment



Establishments



Weekly Wages



Area

Establish- Employ- Weekly
ments ment Wages

Local Workforce Development Areas

Area	Establishments	Employment	Weekly Wages
1 Northwest Georgia	879	9,878	\$565
2 Georgia Mountains	1,031	13,452	\$655
3 City of Atlanta	3,181	76,935	\$1,003
4 Cobb County	1,621	30,553	\$770
5 DeKalb County	1,057	19,395	\$751
6 Fulton County	3,181	76,935	\$1,003
7 Atlanta Regional	3,332	54,436	\$611
8 West Central Georgia	566	14,544	\$468
9 Northeast Georgia	813	9,971	\$550
10 Macon-Bibb	236	4,474	\$519
11 Middle Georgia	330	4,311	\$512
12 Central Savannah River	294	9,435	\$491
13 East Central Georgia	262	2,893	\$504
14 Lower Chattahoochee	364	5,649	\$528
15 Middle Flint	75	778	\$459
16 Heart of Georgia-Altamaha	200	3,723	\$490
17 Southwest Georgia	359	8,943	\$480
18 Southern Georgia	417	6,741	\$505
20 Coastal Georgia	1,037	15,955	\$610

Counties with largest values

121 Fulton	3,187	76,976	\$1,003
289 Twiggs	2	12	\$2,246

Note: *** Confidential - Industry group does not meet criteria for disclosure