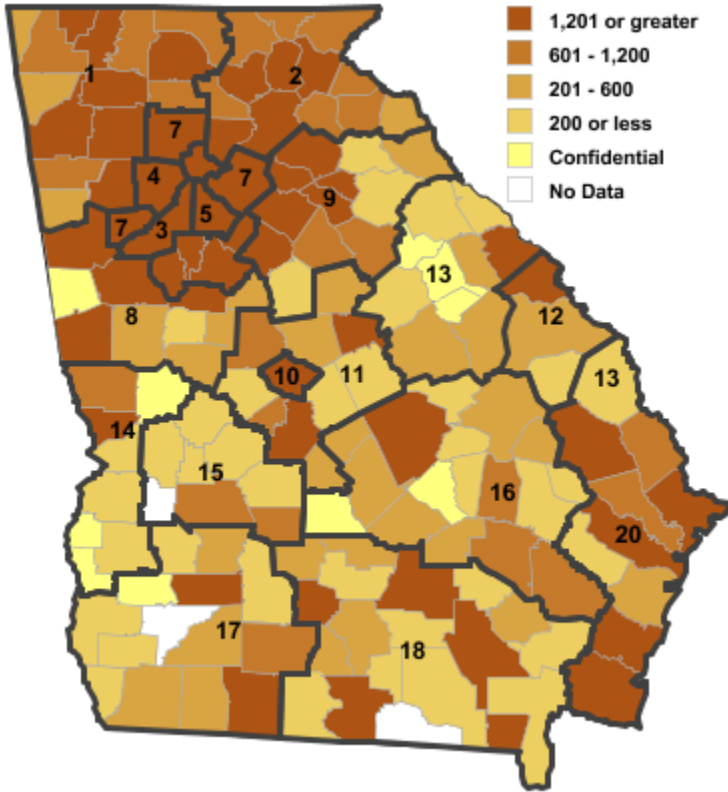


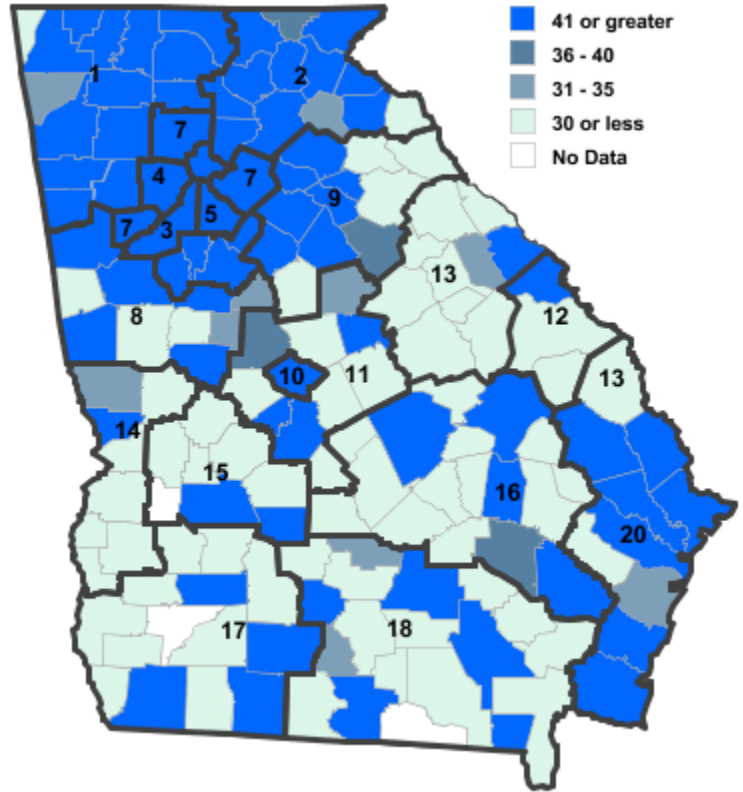
Annual Industry Averages from QCEW 2016

NAICS 72 : Accommodation and Food Services

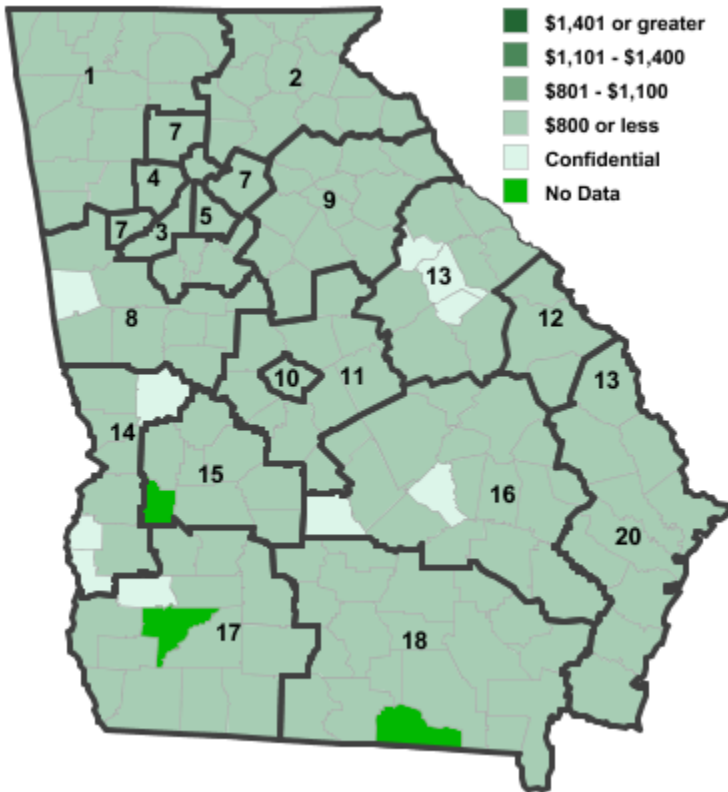
Employment



Establishments



Weekly Wages



Area

Establish- Employ- Weekly ments ment Wages

Local Workforce Development Areas

1	Northwest Georgia	1,349	24,671	\$289
2	Georgia Mountains	1,197	23,916	\$302
3	City of Atlanta	3,552	80,231	\$447
4	Cobb County	1,591	33,266	\$350
5	DeKalb County	1,477	22,971	\$364
6	Fulton County	3,552	80,231	\$447
7	Atlanta Regional	3,680	72,384	\$318
8	West Central Georgia	873	14,829	\$283
9	Northeast Georgia	994	19,956	\$288
10	Macon-Bibb	408	8,466	\$283
11	Middle Georgia	595	10,920	\$258
12	Central Savannah River	501	11,387	\$309
13	East Central Georgia	330	5,345	\$263
14	Lower Chattahoochee	562	11,441	\$312
15	Middle Flint	157	2,353	\$261
16	Heart of Georgia-Altamaha	459	6,666	\$248
17	Southwest Georgia	602	9,586	\$293
18	Southern Georgia	747	14,202	\$260
20	Coastal Georgia	1,866	38,771	\$337

Counties with largest values

121	Fulton	3,552	80,231	\$447
133	Greene	38	1,020	\$468

Note: *** Confidential - Industry group does not meet criteria for disclosure