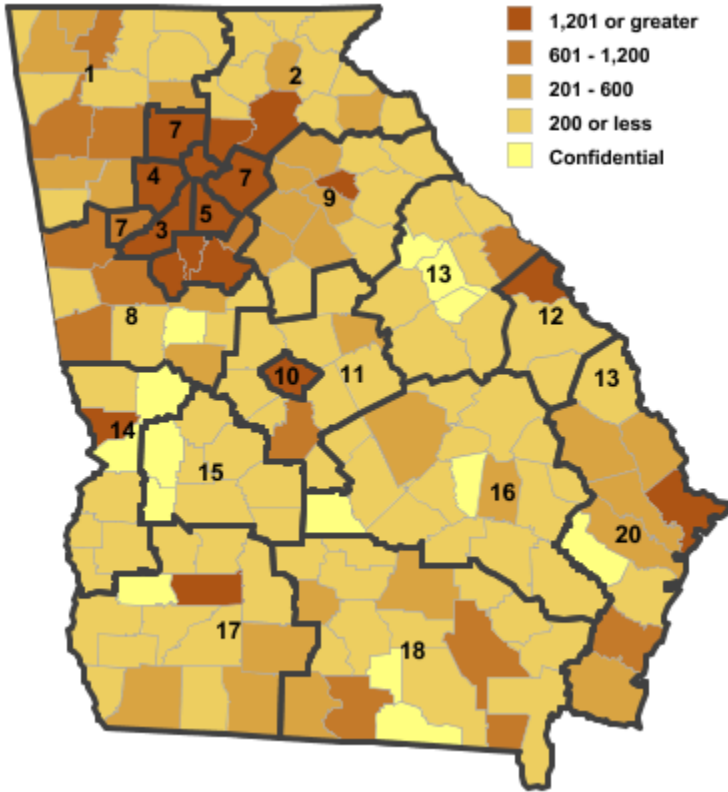


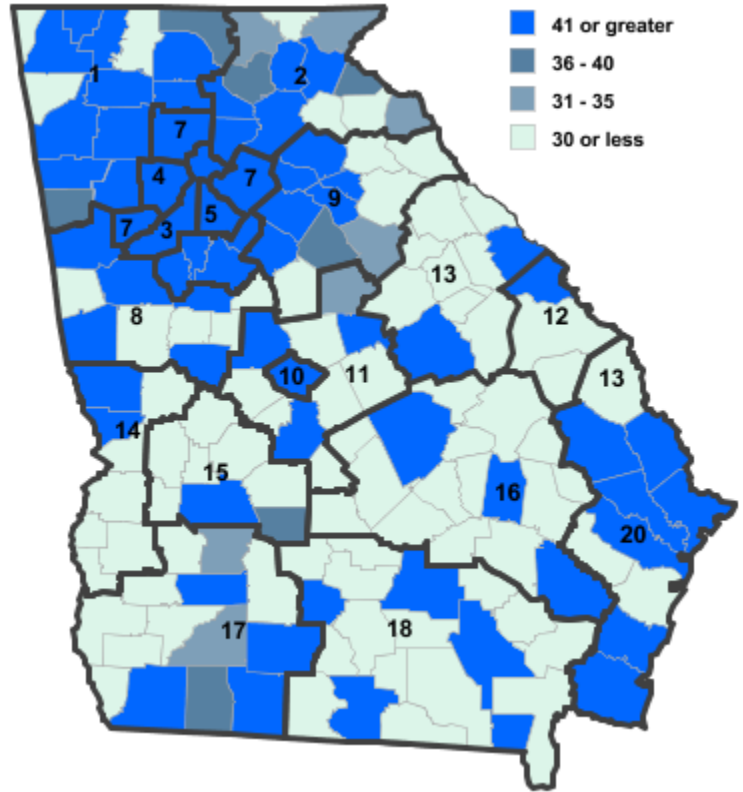
Annual Industry Averages from QCEW 2016

NAICS 81 : Other Services (except Public Administration)

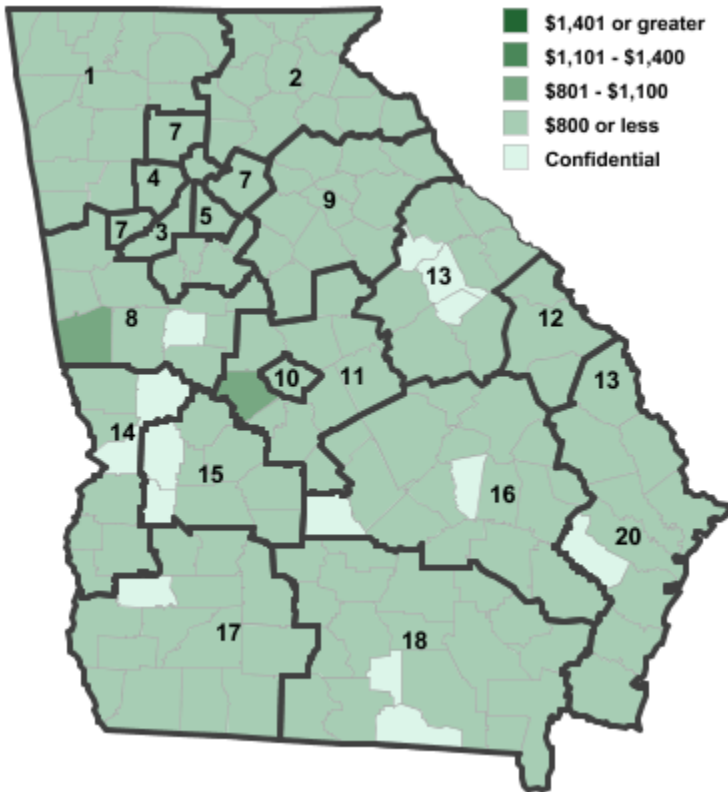
Employment



Establishments



Weekly Wages



Area

**Establish- Employ- Weekly
ments ment Wages**

Local Workforce Development Areas

1	Northwest Georgia	1,027	5,234	\$602
2	Georgia Mountains	996	4,749	\$588
3	City of Atlanta	3,945	23,088	\$765
4	Cobb County	1,677	8,815	\$678
5	DeKalb County	1,705	8,448	\$716
6	Fulton County	3,945	23,088	\$765
7	Atlanta Regional	3,291	16,961	\$662
8	West Central Georgia	709	3,723	\$656
9	Northeast Georgia	895	4,279	\$587
10	Macon-Bibb	387	1,800	\$644
11	Middle Georgia	439	1,775	\$622
12	Central Savannah River	395	2,776	\$573
13	East Central Georgia	372	1,630	\$522
14	Lower Chattahoochee	519	2,760	\$595
15	Middle Flint	153	478	\$575
16	Heart of Georgia-Altamaha	374	1,306	\$493
17	Southwest Georgia	690	3,444	\$508
18	Southern Georgia	636	3,133	\$475
20	Coastal Georgia	1,301	7,517	\$602

Counties with largest values

53	Chattahoochee	4	82	\$3,657
121	Fulton	3,945	23,088	\$765

Note: *** Confidential - Industry group does not meet criteria for disclosure