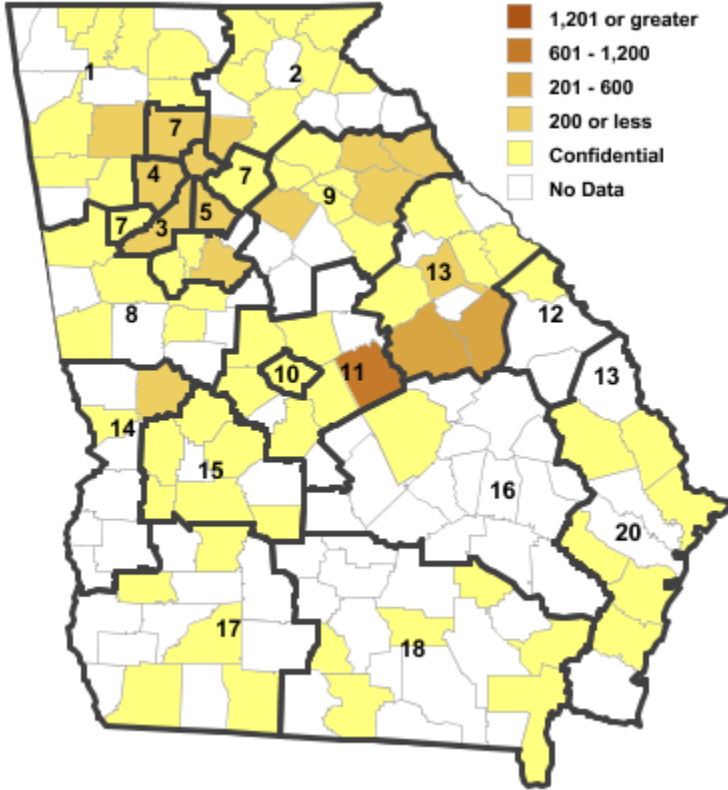


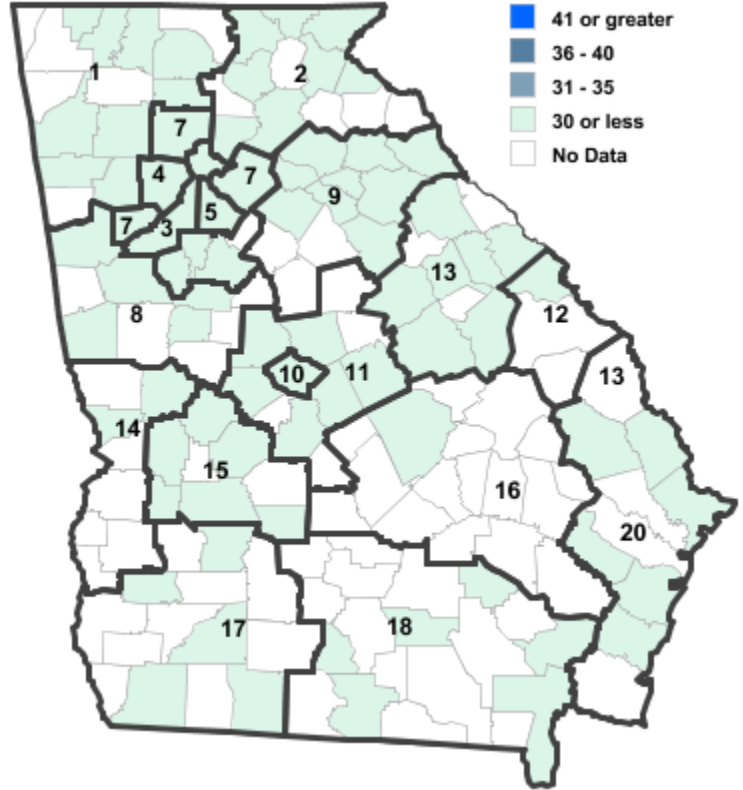
Annual Industry Averages from QCEW 2017

NAICS 21 : Mining

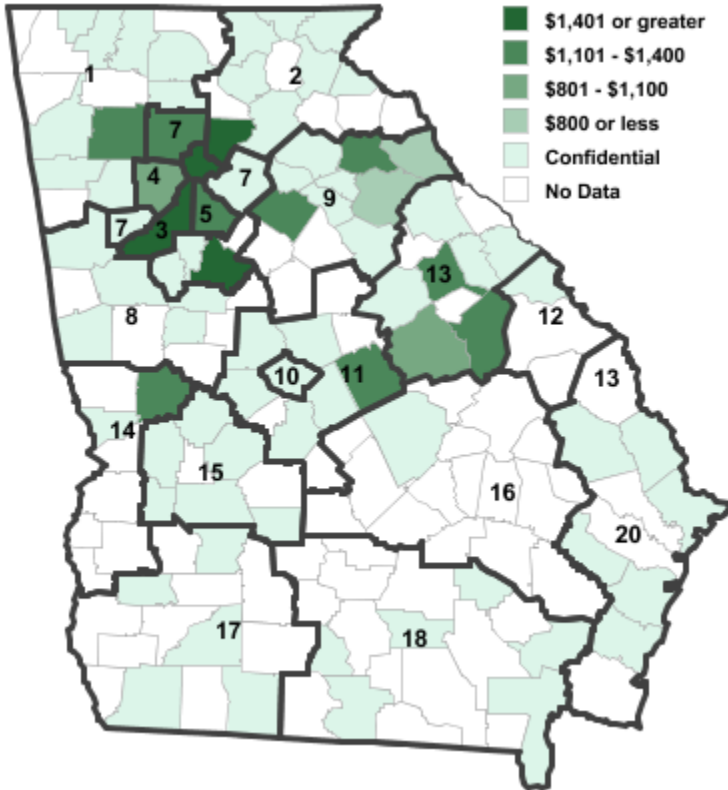
Employment



Establishments



Weekly Wages



Area

Establish- Employ- Weekly ments ment Wages

Local Workforce Development Areas

1	Northwest Georgia	23	535	\$1,295
2	Georgia Mountains	16	191	\$1,332
3	City of Atlanta	7	187	\$4,039
4	Cobb County	5	90	\$1,065
5	DeKalb County	5	83	\$1,297
6	Fulton County	7	187	\$4,039
7	Atlanta Regional	22	423	\$1,292
8	West Central Georgia	6	***	***
9	Northeast Georgia	35	370	\$861
10	Macon-Bibb	1	***	***
11	Middle Georgia	20	1,436	\$1,360
12	Central Savannah River	2	***	***
13	East Central Georgia	22	634	\$1,254
14	Lower Chattahoochee	7	148	\$1,122
15	Middle Flint	8	273	\$1,091
16	Heart of Georgia-Altamaha	1	***	***
17	Southwest Georgia	5	347	\$1,091
18	Southern Georgia	6	98	\$728
20	Coastal Georgia	9	55	\$1,266

Counties with largest values

105	Elbert	13	181	\$758
121	Fulton	7	187	\$4,039
319	Wilkinson	12	1,020	\$1,329

Note: *** Confidential - Industry group does not meet criteria for disclosure