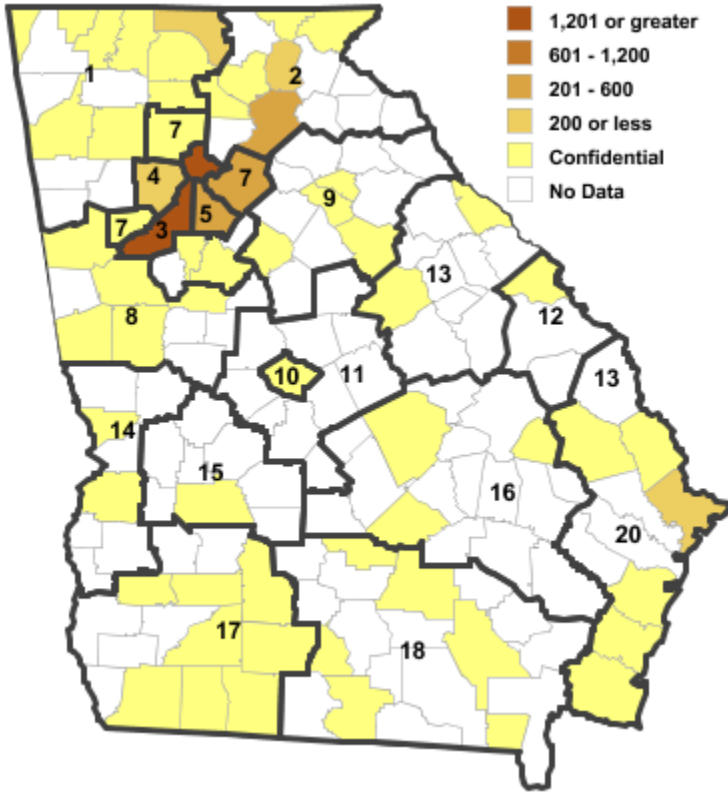


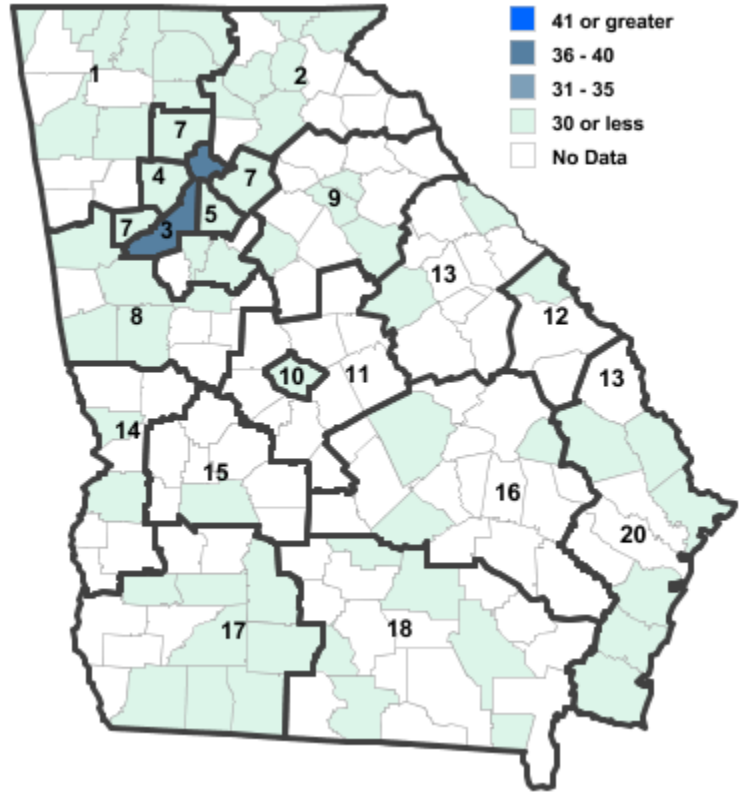
Annual Industry Averages from QCEW 2017

NAICS 312 : Beverage and Tobacco Product Manufacturing

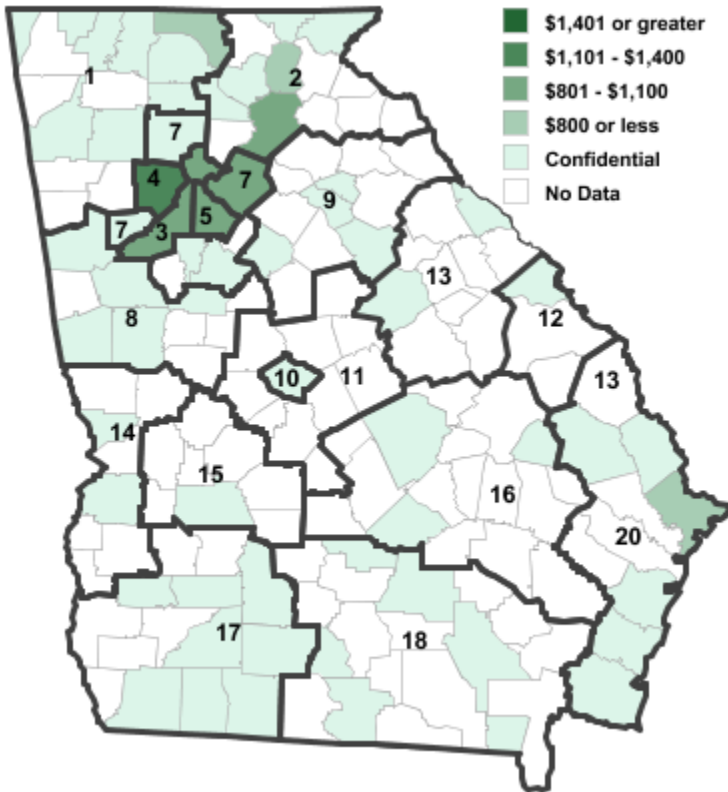
Employment



Establishments



Weekly Wages



Area

Establish- Employ- Weekly
ments ment Wages

Local Workforce Development Areas

| Area | Establishments | Employment | Weekly Wages |
|------------------------------|----------------|------------|--------------|
| 1 Northwest Georgia | 17 | 700 | \$1,505 |
| 2 Georgia Mountains | 21 | 423 | \$870 |
| 3 City of Atlanta | 39 | 1,981 | \$1,020 |
| 4 Cobb County | 11 | 174 | \$1,155 |
| 5 DeKalb County | 7 | 460 | \$1,085 |
| 6 Fulton County | 39 | 1,981 | \$1,020 |
| 7 Atlanta Regional | 14 | 483 | \$859 |
| 8 West Central Georgia | 6 | 42 | \$604 |
| 9 Northeast Georgia | 6 | *** | *** |
| 10 Macon-Bibb | 3 | *** | *** |
| 12 Central Savannah River | 3 | *** | *** |
| 13 East Central Georgia | 1 | *** | *** |
| 14 Lower Chattahoochee | 3 | 17 | \$616 |
| 15 Middle Flint | 1 | *** | *** |
| 16 Heart of Georgia-Altamaha | 3 | *** | *** |
| 17 Southwest Georgia | 9 | *** | *** |
| 18 Southern Georgia | 6 | 349 | \$827 |
| 20 Coastal Georgia | 10 | 137 | \$680 |

Counties with largest values

| | | | |
|--------------|----|-------|---------|
| 121 Fulton | 39 | 1,981 | \$1,020 |
| 215 Muscogee | 1 | 1 | \$2,308 |

Note: *** Confidential - Industry group does not meet criteria for disclosure