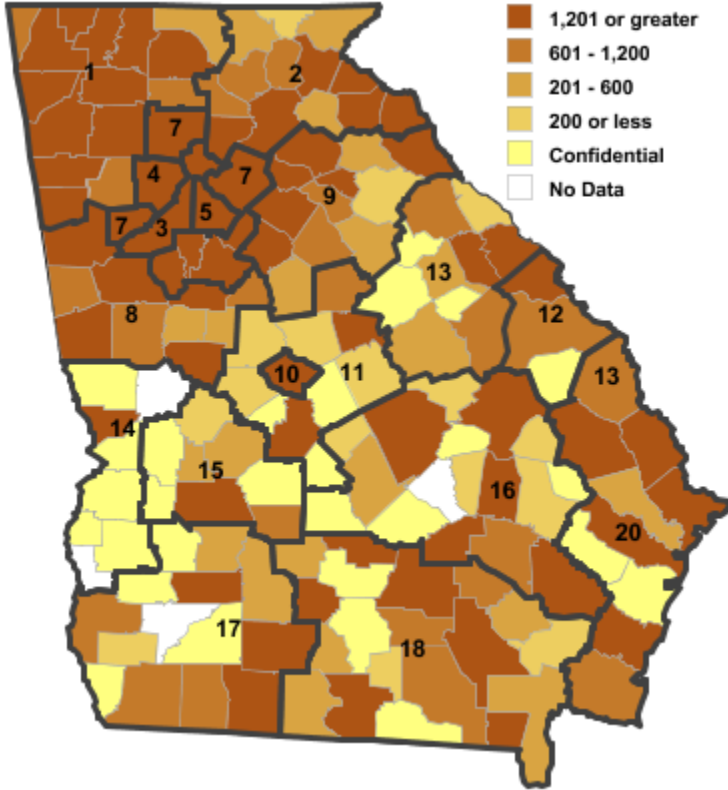


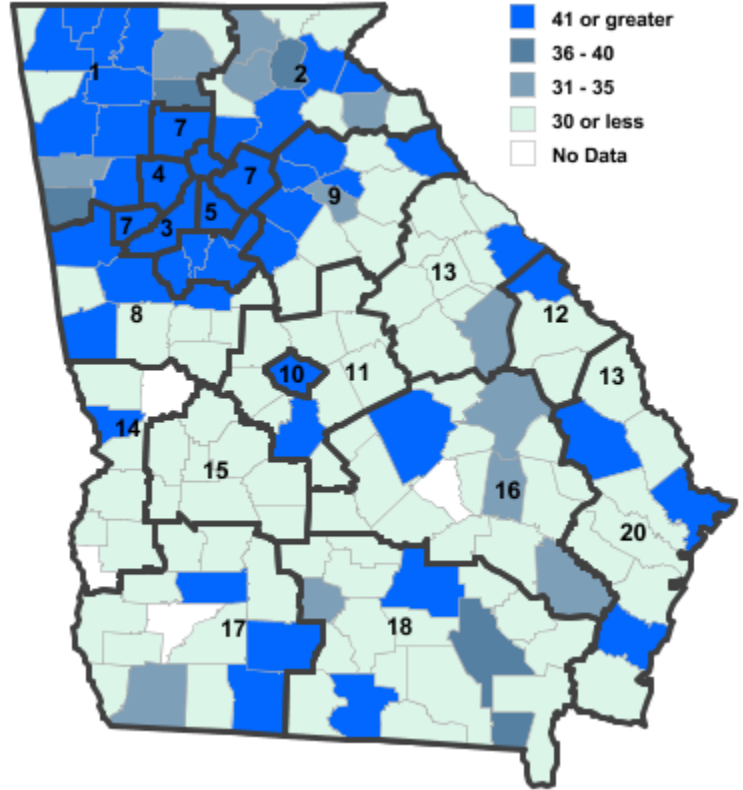
Annual Industry Averages from QCEW 2017

NAICS 31-33 : Manufacturing

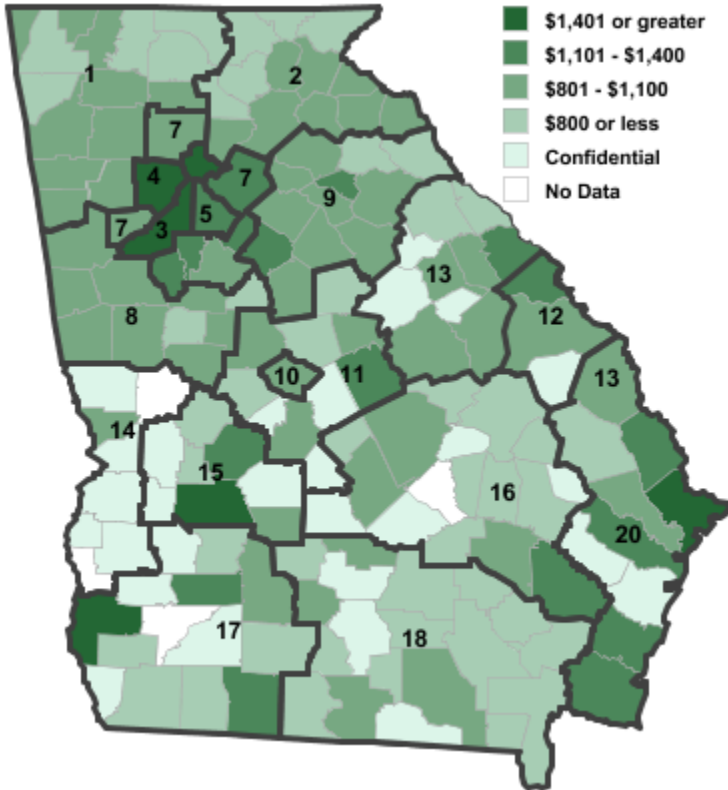
Employment



Establishments



Weekly Wages



Area

Establish- Employ- Weekly
ments ment Wages

Local Workforce Development Areas

1	Northwest Georgia	1,087	66,475	\$905
2	Georgia Mountains	841	41,043	\$882
3	City of Atlanta	966	29,980	\$1,927
4	Cobb County	622	18,878	\$1,441
5	DeKalb County	490	13,446	\$1,126
6	Fulton County	966	29,980	\$1,927
7	Atlanta Regional	1,638	50,423	\$1,190
8	West Central Georgia	455	31,582	\$982
9	Northeast Georgia	600	26,359	\$1,048
10	Macon-Bibb	137	5,870	\$996
11	Middle Georgia	193	10,964	\$934
12	Central Savannah River	152	8,539	\$1,179
13	East Central Georgia	161	7,286	\$985
14	Lower Chattahoochee	162	7,615	\$974
15	Middle Flint	89	5,345	\$1,002
16	Heart of Georgia-Altamaha	269	12,290	\$801
17	Southwest Georgia	337	14,484	\$950
18	Southern Georgia	390	17,740	\$806
20	Coastal Georgia	457	24,696	\$1,470

Counties with largest values

121	Fulton	966	29,980	\$1,927
-----	--------	-----	--------	---------

Note: *** Confidential - Industry group does not meet criteria for disclosure