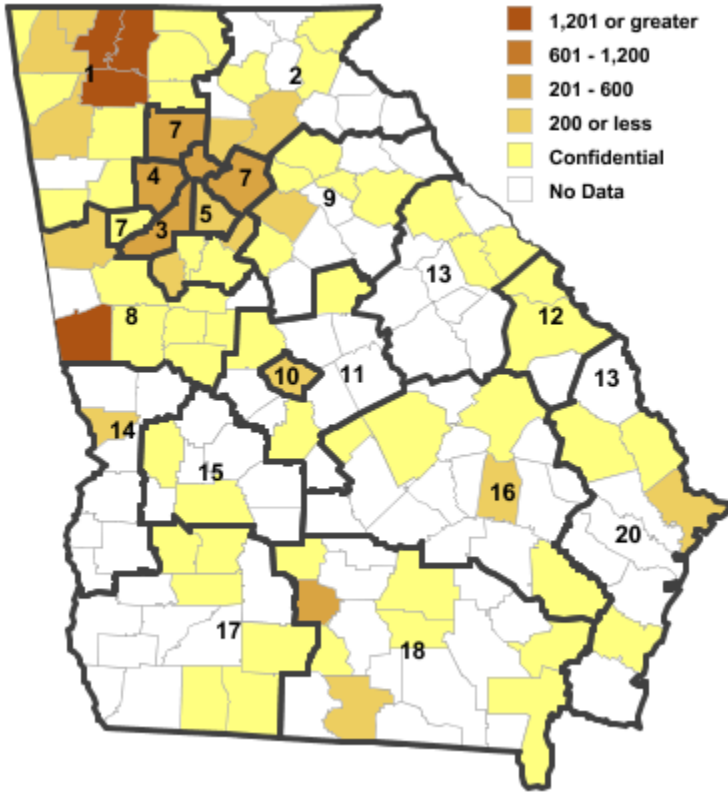


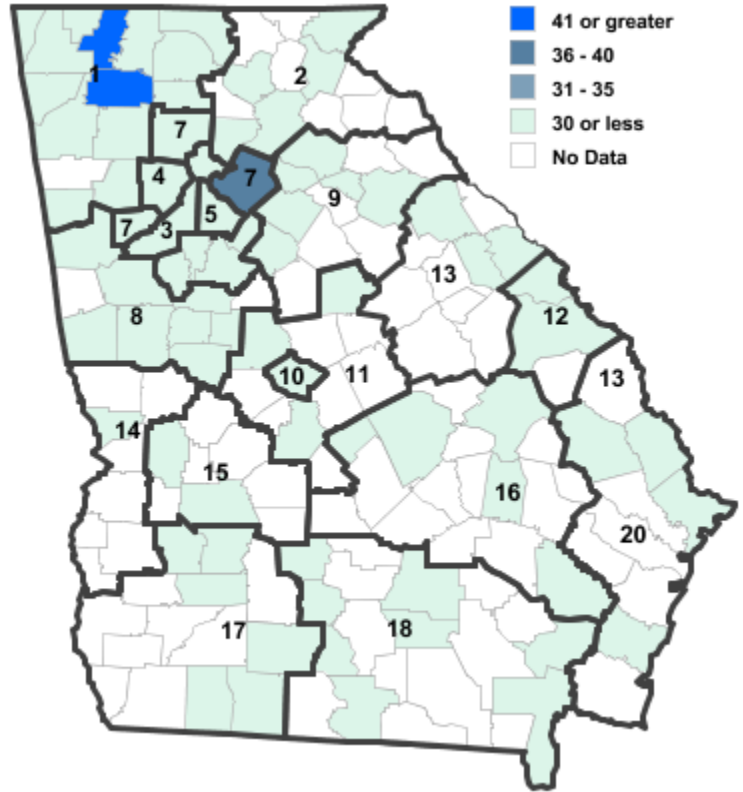
Annual Industry Averages from QCEW 2017

NAICS 314 : Textile Product Mills

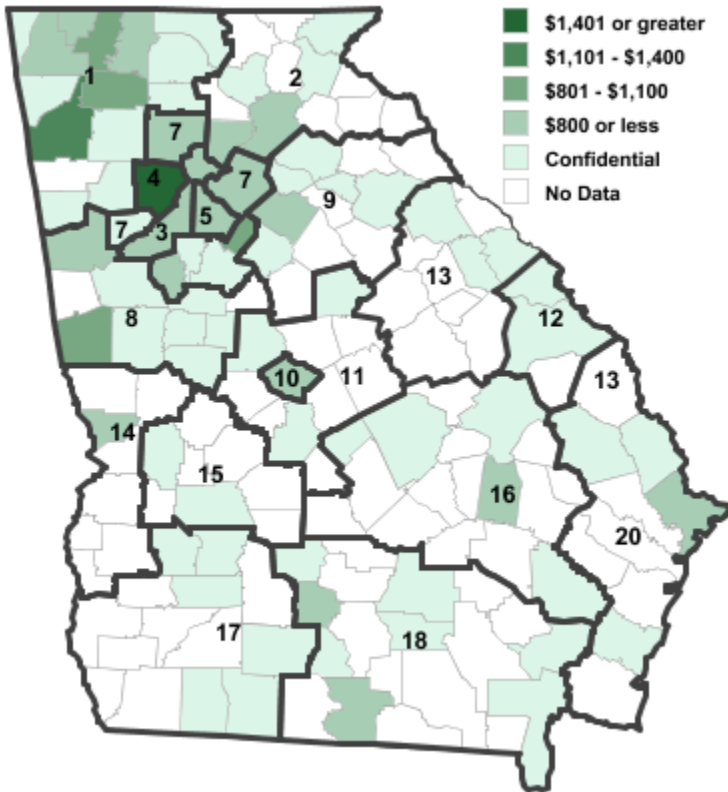
Employment



Establishments



Weekly Wages



Area

Establish- Employ- Weekly
ments ment Wages

Local Workforce Development Areas

1	Northwest Georgia	203	22,442	\$866
2	Georgia Mountains	24	189	\$591
3	City of Atlanta	19	376	\$664
4	Cobb County	20	217	\$3,141
5	DeKalb County	12	136	\$642
6	Fulton County	19	376	\$664
7	Atlanta Regional	68	996	\$804
8	West Central Georgia	22	2,737	\$1,000
9	Northeast Georgia	12	36	\$337
10	Macon-Bibb	6	52	\$661
11	Middle Georgia	7	11	\$1,482
12	Central Savannah River	4	437	\$494
13	East Central Georgia	4	***	***
14	Lower Chattahoochee	3	16	\$486
15	Middle Flint	2	***	***
16	Heart of Georgia-Altamaha	9	403	\$365
17	Southwest Georgia	10	90	\$555
18	Southern Georgia	14	390	\$579
20	Coastal Georgia	12	130	\$729

Counties with largest values

67	Cobb	20	217	\$3,141
313	Whitfield	96	12,217	\$831

Note: *** Confidential - Industry group does not meet criteria for disclosure