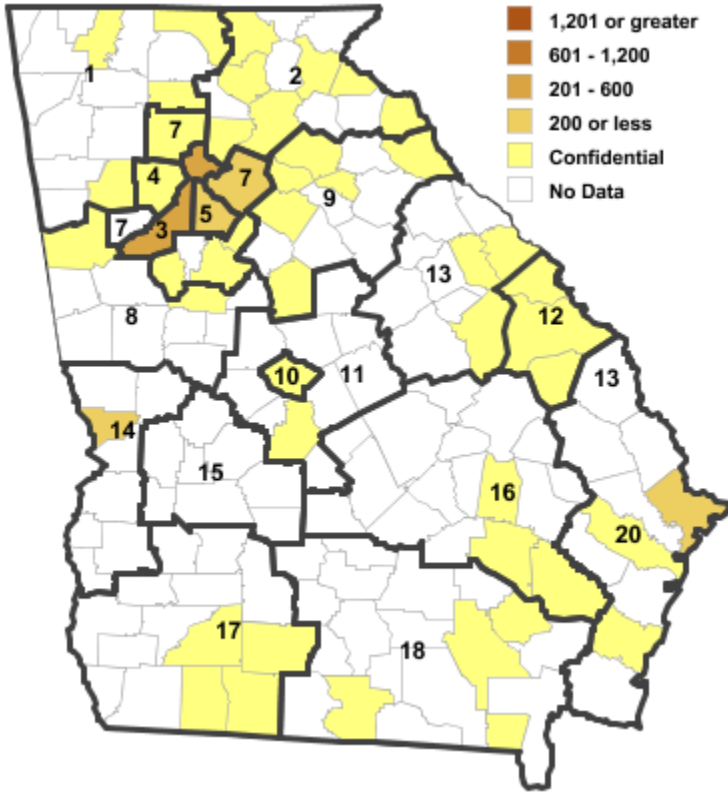


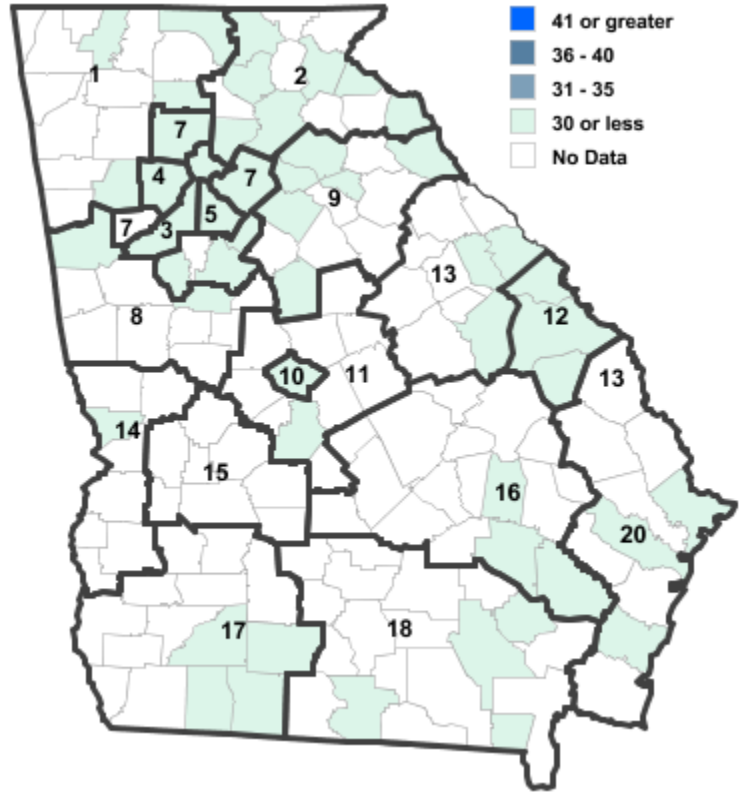
Annual Industry Averages from QCEW 2017

NAICS 315 : Apparel Manufacturing

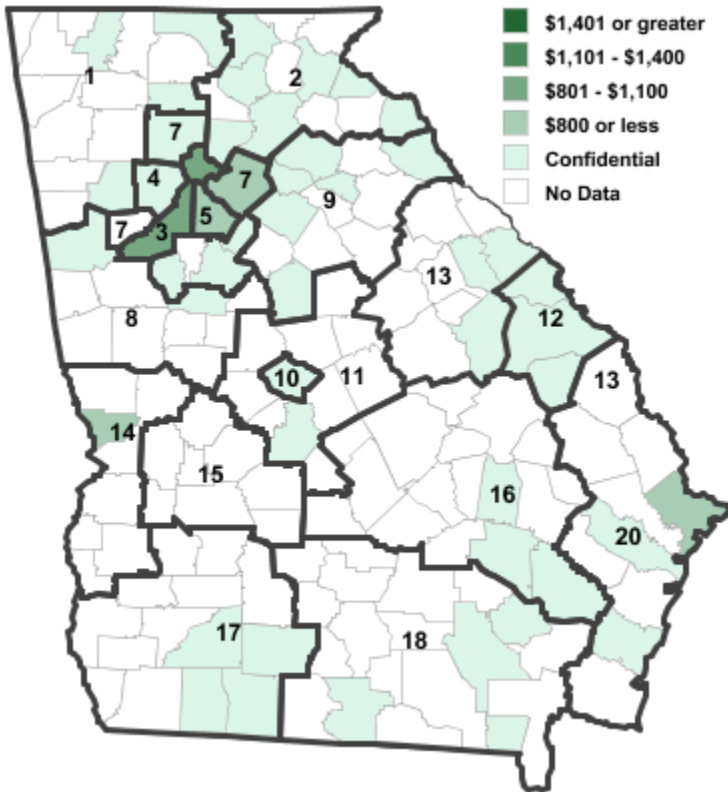
Employment



Establishments



Weekly Wages



Area

Establish- Employ- Weekly
ments ment Wages

Local Workforce Development Areas

1	Northwest Georgia	4	***	***
2	Georgia Mountains	8	211	\$955
3	City of Atlanta	18	213	\$842
4	Cobb County	6	***	***
5	DeKalb County	6	19	\$637
6	Fulton County	18	213	\$842
7	Atlanta Regional	18	362	\$948
8	West Central Georgia	5	***	***
9	Northeast Georgia	6	28	\$568
10	Macon-Bibb	3	***	***
11	Middle Georgia	1	***	***
12	Central Savannah River	3	***	***
13	East Central Georgia	4	391	\$865
14	Lower Chattahoochee	3	10	\$352
16	Heart of Georgia-Altamaha	5	109	\$488
17	Southwest Georgia	7	232	\$454
18	Southern Georgia	3	***	***
20	Coastal Georgia	8	17	\$557

Counties with largest values

45	Carroll	4	465	\$432
67	Cobb	6	33	\$1,581
121	Fulton	18	213	\$842

Note: *** Confidential - Industry group does not meet criteria for disclosure