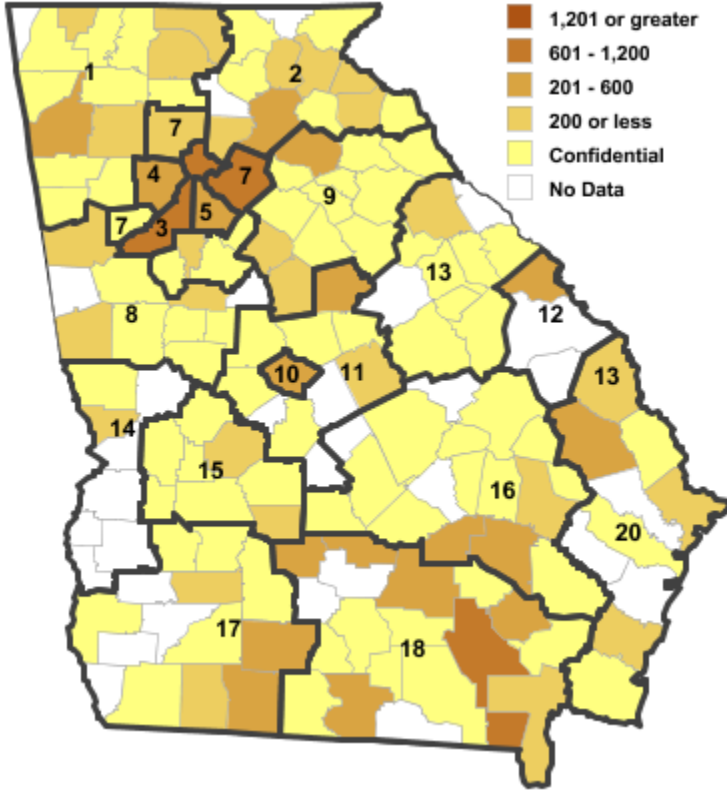


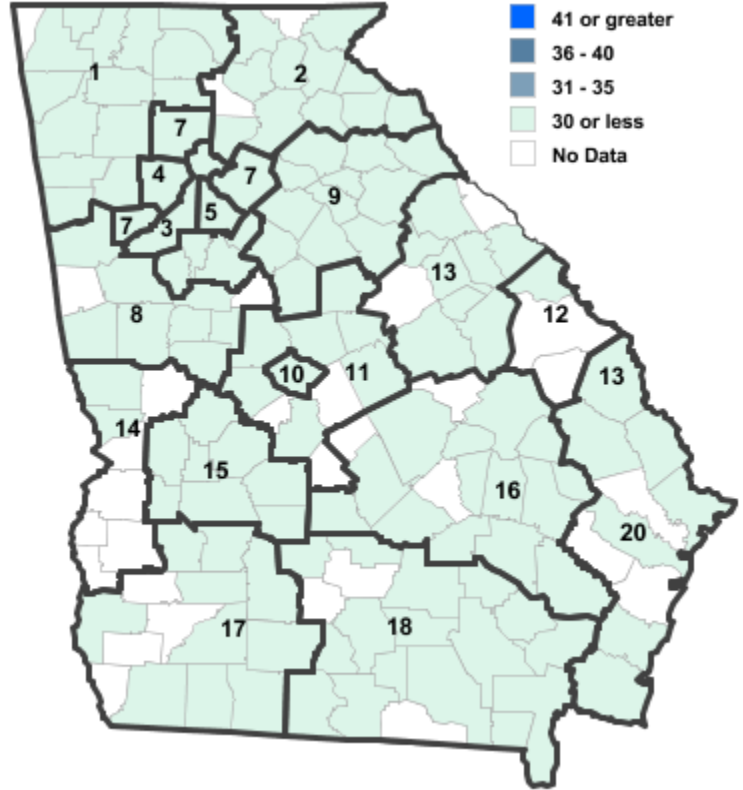
Annual Industry Averages from QCEW 2017

NAICS 321 : Wood Product Manufacturing

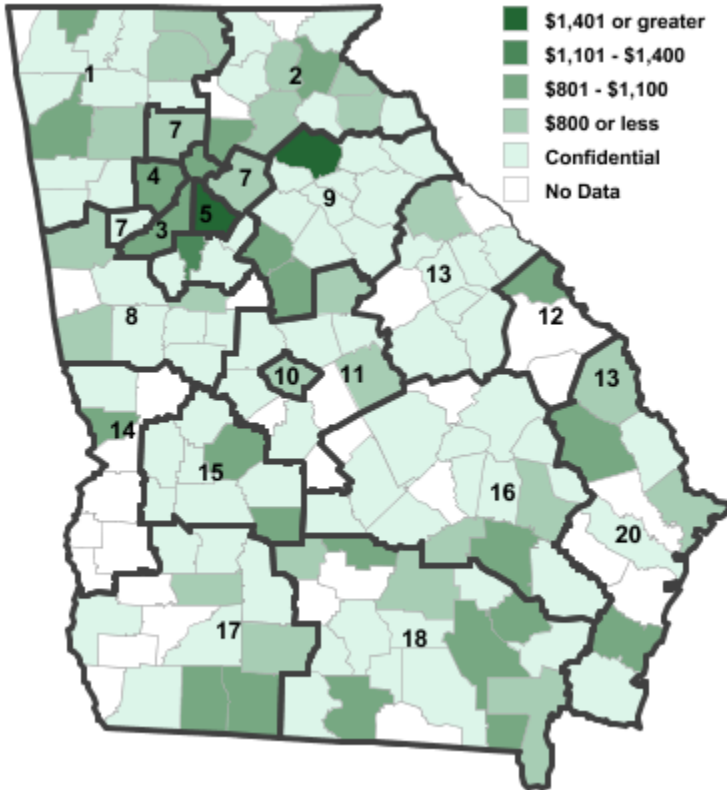
Employment



Establishments



Weekly Wages



Area

Establish- Employ- Weekly
ments ment Wages

Local Workforce Development Areas

1	Northwest Georgia	45	1,061	\$770
2	Georgia Mountains	52	1,066	\$675
3	City of Atlanta	25	917	\$931
4	Cobb County	16	426	\$803
5	DeKalb County	14	569	\$1,641
6	Fulton County	25	917	\$931
7	Atlanta Regional	45	1,289	\$979
8	West Central Georgia	29	968	\$849
9	Northeast Georgia	34	1,481	\$1,040
10	Macon-Bibb	8	291	\$616
11	Middle Georgia	18	772	\$810
12	Central Savannah River	12	276	\$880
13	East Central Georgia	24	1,090	\$1,026
14	Lower Chattahoochee	5	149	\$970
15	Middle Flint	18	647	\$824
16	Heart of Georgia-Altamaha	32	1,396	\$850
17	Southwest Georgia	45	1,766	\$700
18	Southern Georgia	54	3,327	\$791
20	Coastal Georgia	24	672	\$977

Counties with largest values

77	Coweta	3	1	\$2,761
121	Fulton	25	917	\$931

Note: *** Confidential - Industry group does not meet criteria for disclosure