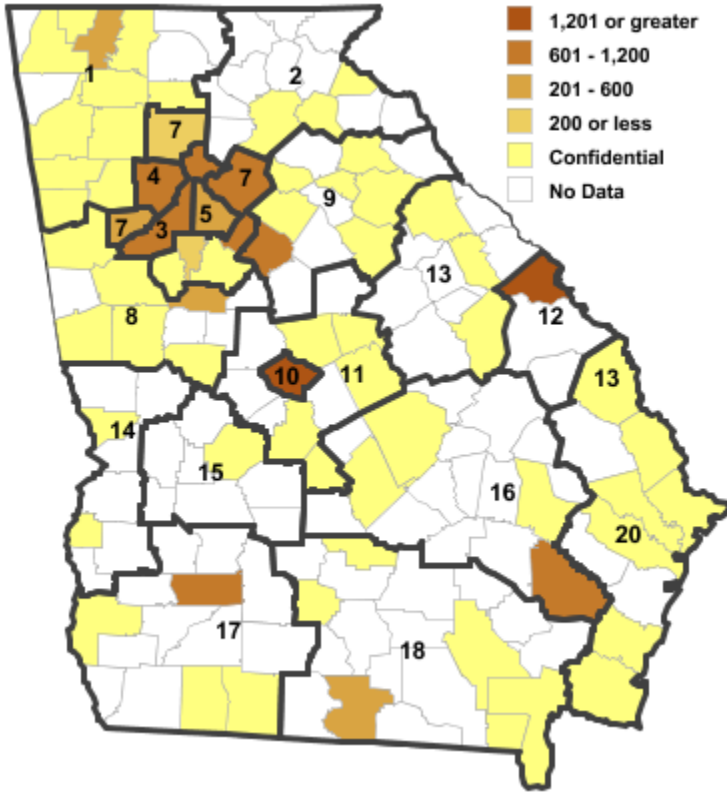


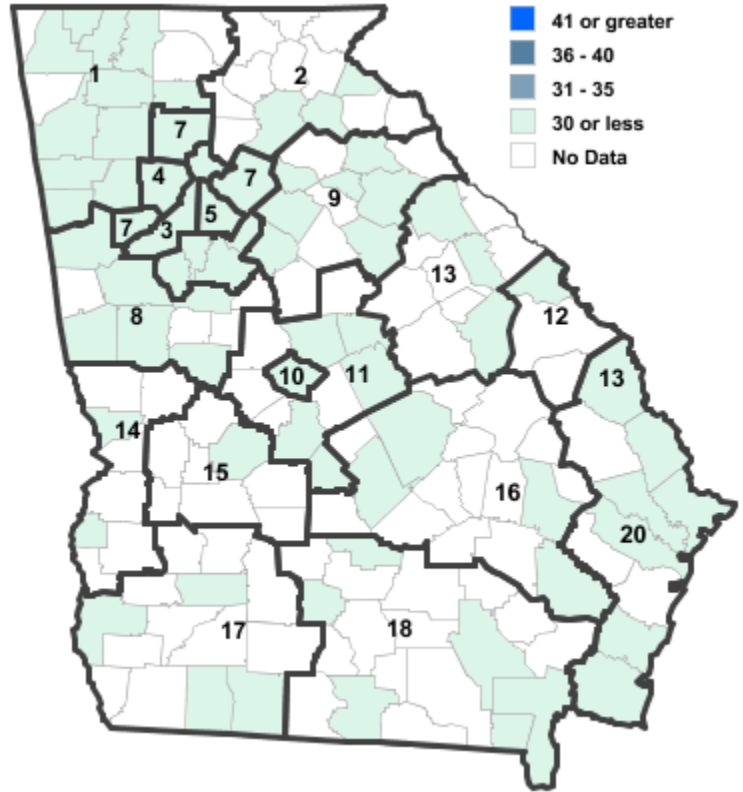
Annual Industry Averages from QCEW 2017

NAICS 322 : Paper Manufacturing

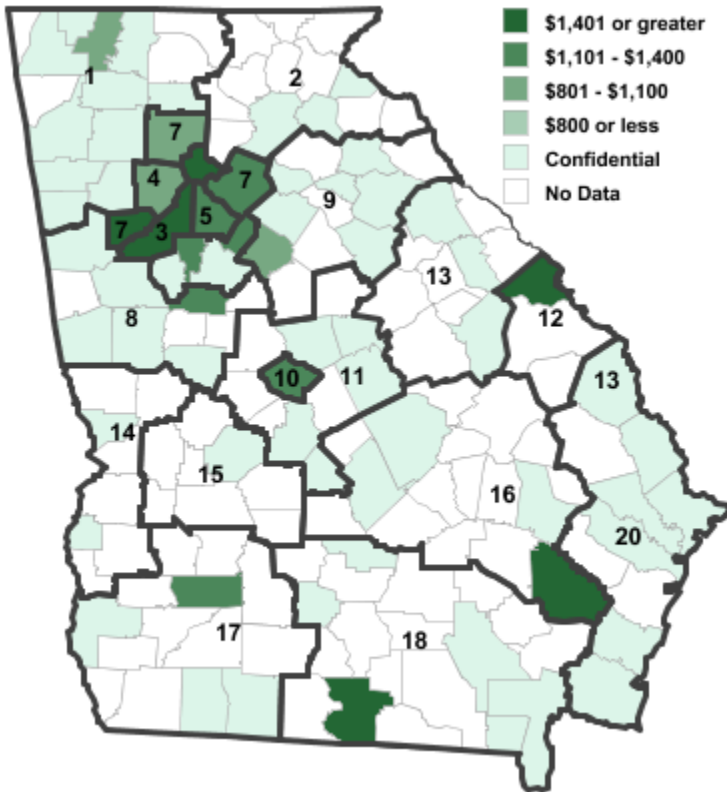
Employment



Establishments



Weekly Wages



Area

Establish- Employ- Weekly ments ment Wages

Local Workforce Development Areas

1	Northwest Georgia	25	1,460	\$1,225
2	Georgia Mountains	4	95	\$843
3	City of Atlanta	26	945	\$2,410
4	Cobb County	20	920	\$1,053
5	DeKalb County	11	558	\$1,186
6	Fulton County	26	945	\$2,410
7	Atlanta Regional	43	2,637	\$1,211
8	West Central Georgia	19	1,420	\$1,142
9	Northeast Georgia	13	834	\$978
10	Macon-Bibb	6	1,271	\$1,195
11	Middle Georgia	5	428	\$1,152
12	Central Savannah River	8	1,209	\$1,459
13	East Central Georgia	4	196	\$1,067
14	Lower Chattahoochee	2	***	***
15	Middle Flint	1	***	***
16	Heart of Georgia-Altamaha	12	1,369	\$1,500
17	Southwest Georgia	9	1,408	\$1,531
18	Southern Georgia	9	848	\$1,157
20	Coastal Georgia	18	3,105	\$1,497

Counties with largest values

21	Bibb	6	1,271	\$1,195
121	Fulton	26	945	\$2,410
223	Paulding	1	1	\$4,031

Note: *** Confidential - Industry group does not meet criteria for disclosure