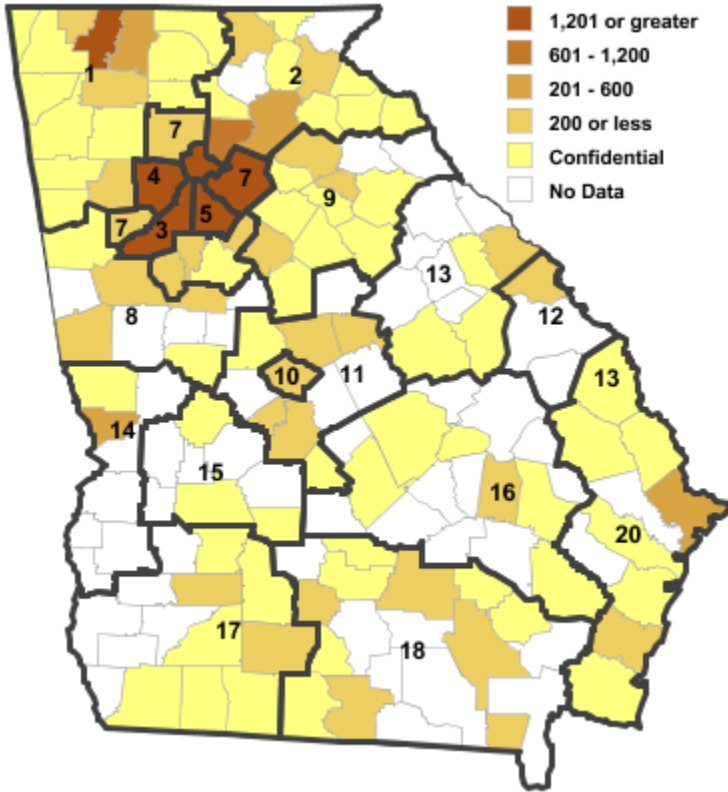


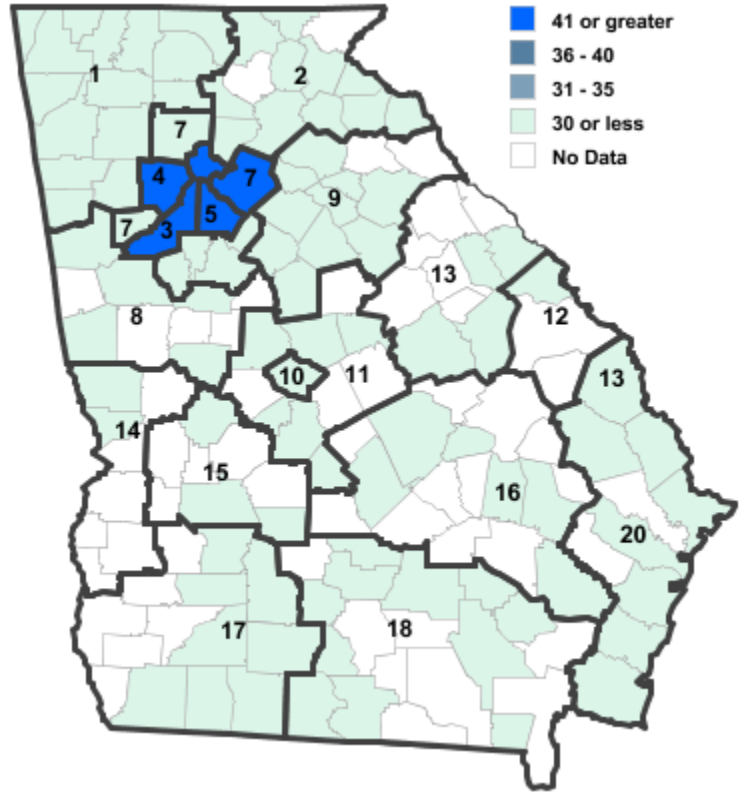
Annual Industry Averages from QCEW 2017

NAICS 323 : Printing and Related Support Activities

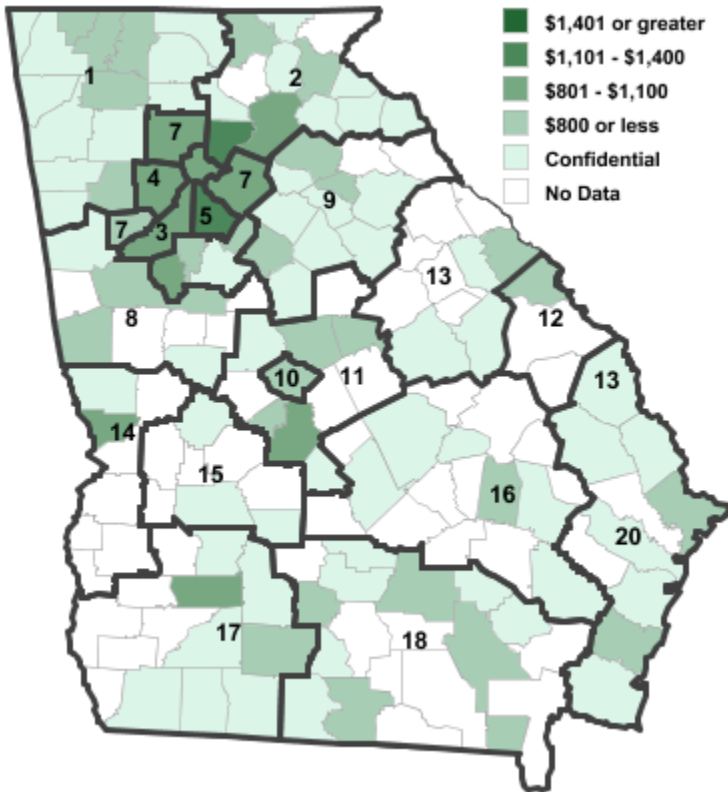
Employment



Establishments



Weekly Wages



Area

Establish- Employ- Weekly
ments ment Wages

Local Workforce Development Areas

1	Northwest Georgia	63	1,882	\$591
2	Georgia Mountains	59	1,365	\$985
3	City of Atlanta	147	2,120	\$987
4	Cobb County	98	1,417	\$898
5	DeKalb County	70	1,246	\$1,189
6	Fulton County	147	2,120	\$987
7	Atlanta Regional	184	2,296	\$942
8	West Central Georgia	23	619	\$879
9	Northeast Georgia	33	409	\$689
10	Macon-Bibb	10	155	\$724
11	Middle Georgia	19	82	\$616
12	Central Savannah River	8	71	\$703
13	East Central Georgia	11	51	\$460
14	Lower Chattahoochee	25	285	\$852
15	Middle Flint	5	20	\$497
16	Heart of Georgia-Altamaha	14	64	\$470
17	Southwest Georgia	18	144	\$752
18	Southern Georgia	26	173	\$570
20	Coastal Georgia	34	468	\$711

Counties with largest values

121	Fulton	147	2,120	\$987
251	Screven	1	1	\$2,385

Note: *** Confidential - Industry group does not meet criteria for disclosure