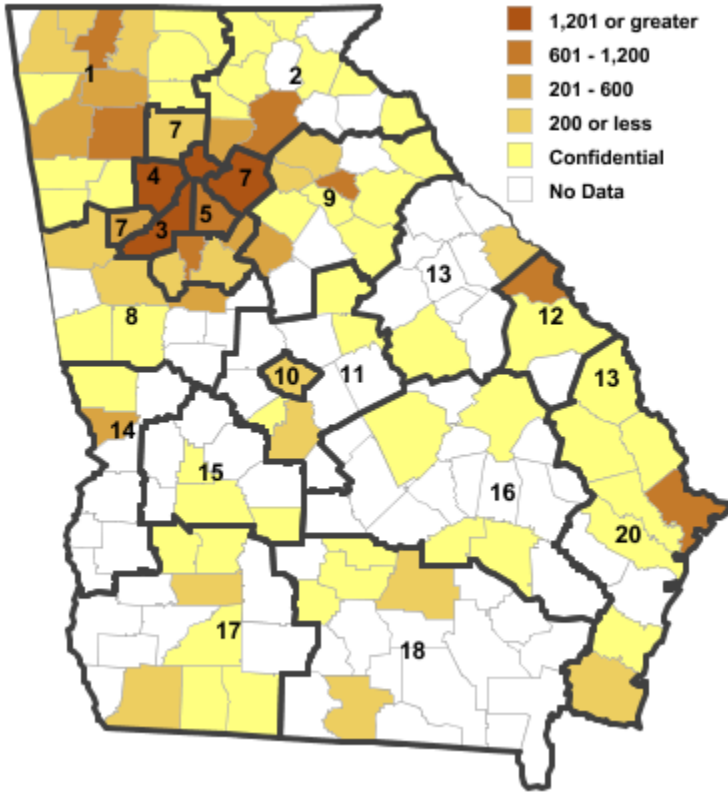


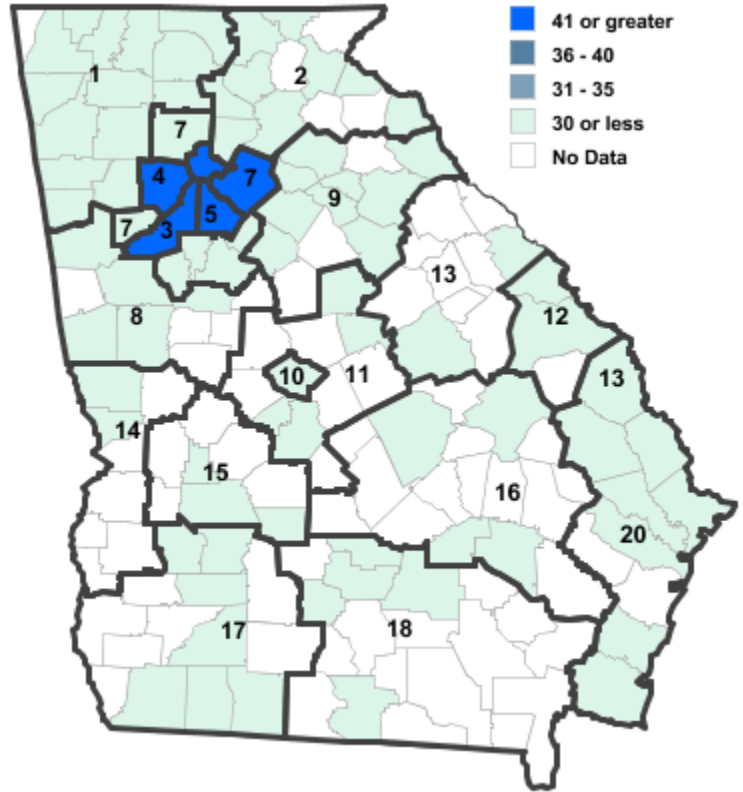
Annual Industry Averages from QCEW 2017

NAICS 325 : Chemical Manufacturing

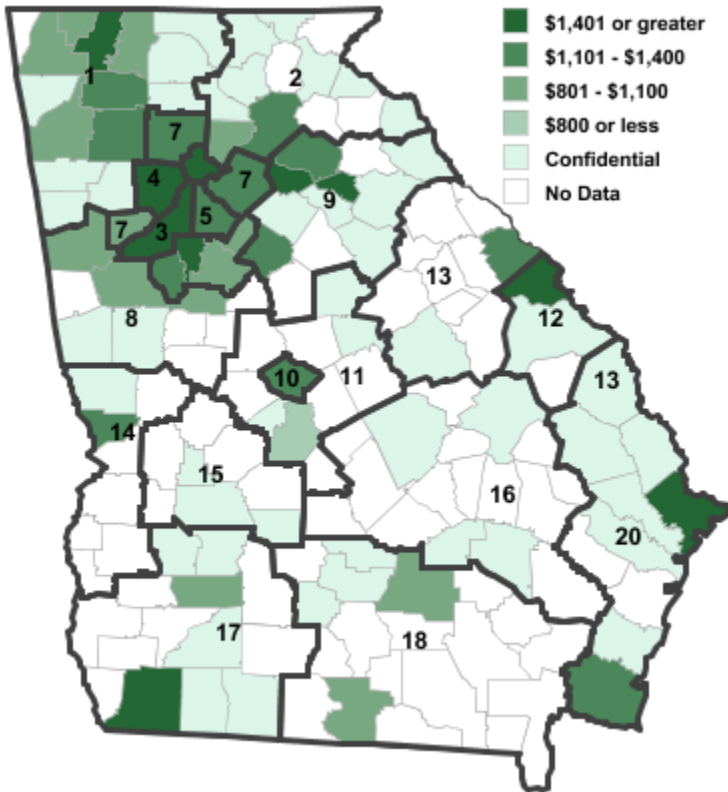
Employment



Establishments



Weekly Wages



Area

Establish- Employ- Weekly
ments ment Wages

Local Workforce Development Areas

1	Northwest Georgia	88	3,387	\$1,507
2	Georgia Mountains	42	1,511	\$1,143
3	City of Atlanta	93	1,815	\$1,503
4	Cobb County	53	1,227	\$1,488
5	DeKalb County	43	768	\$1,269
6	Fulton County	93	1,815	\$1,503
7	Atlanta Regional	129	4,421	\$1,390
8	West Central Georgia	24	342	\$996
9	Northeast Georgia	44	2,467	\$1,816
10	Macon-Bibb	10	119	\$1,302
11	Middle Georgia	14	407	\$898
12	Central Savannah River	21	863	\$2,102
13	East Central Georgia	7	32	\$1,341
14	Lower Chattahoochee	13	222	\$1,325
15	Middle Flint	4	413	\$834
16	Heart of Georgia-Altamaha	5	130	\$888
17	Southwest Georgia	19	345	\$1,224
18	Southern Georgia	23	555	\$1,047
20	Coastal Georgia	41	2,022	\$1,415

Counties with largest values

33	Burke	2	8	\$2,814
121	Fulton	93	1,815	\$1,503
135	Gwinnett	70	2,275	\$1,371

Note: *** Confidential - Industry group does not meet criteria for disclosure