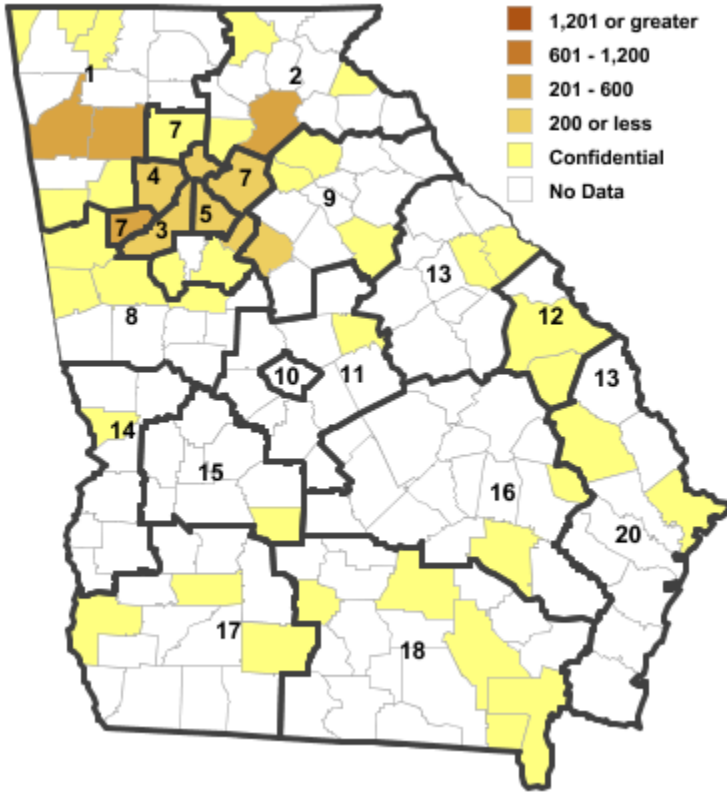
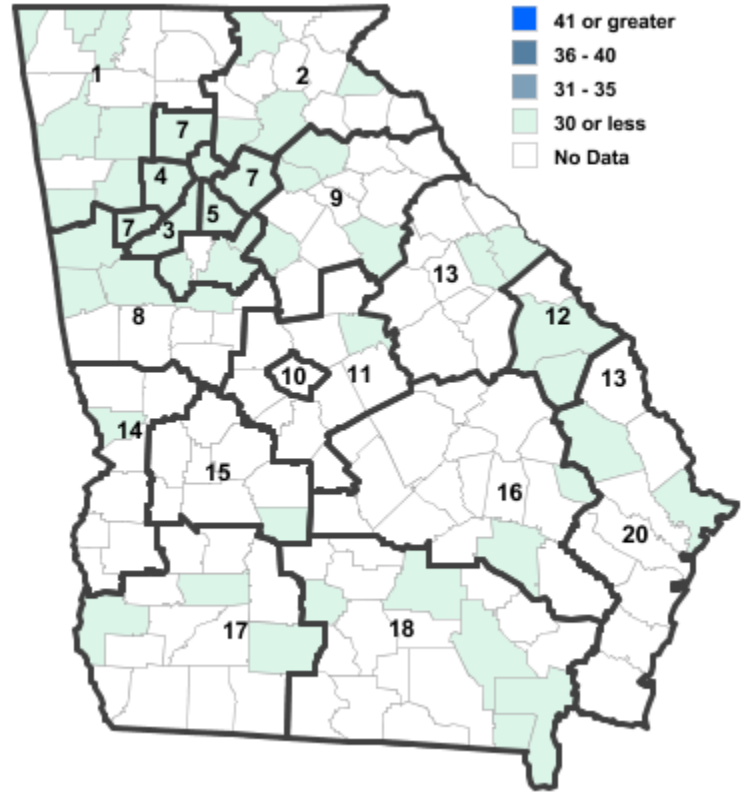


# Annual Industry Averages from QCEW 2017 NAICS 331 : Primary Metal Manufacturing

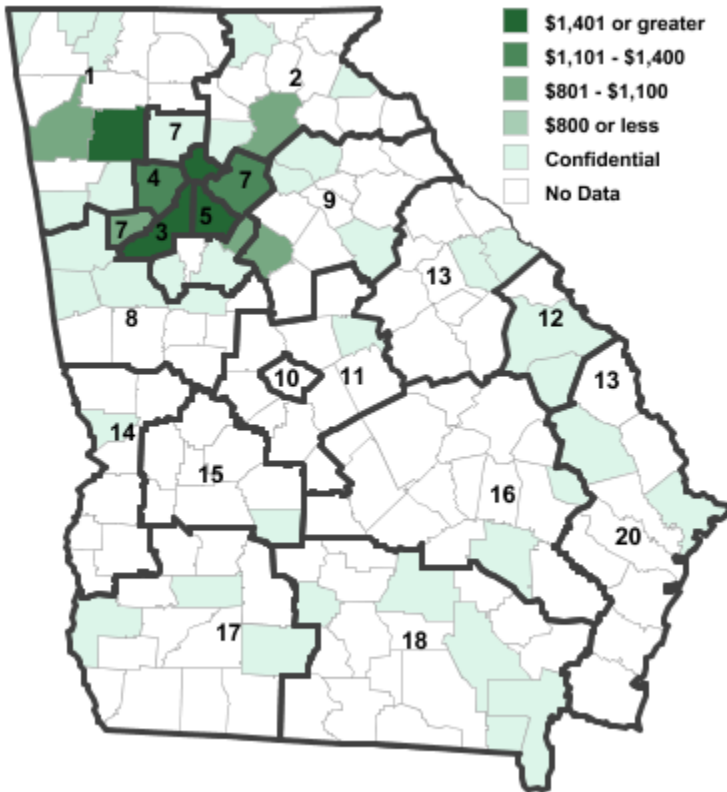
### Employment



### Establishments



### Weekly Wages



Area

Establish- Employ- Weekly  
ments ment Wages

#### Local Workforce Development Areas

1	Northwest Georgia	17	1,189	\$1,155
2	Georgia Mountains	10	672	\$1,045
3	City of Atlanta	7	73	<b>\$2,428</b>
4	Cobb County	4	44	\$1,214
5	DeKalb County	3	20	\$1,586
6	Fulton County	7	73	\$2,428
7	Atlanta Regional	<b>19</b>	843	\$1,128
8	West Central Georgia	15	<b>2,756</b>	\$1,028
9	Northeast Georgia	7	338	\$1,172
11	Middle Georgia	0	***	***
12	Central Savannah River	2	***	***
13	East Central Georgia	2	***	***
14	Lower Chattahoochee	2	***	***
15	Middle Flint	1	***	***
16	Heart of Georgia-Altamaha	2	***	***
17	Southwest Georgia	4	160	\$1,157
18	Southern Georgia	5	***	***
20	Coastal Georgia	2	***	***

#### Counties with largest values

45	Carroll	<b>10</b>	<b>1,931</b>	\$1,086
121	Fulton	7	73	<b>\$2,428</b>

Note: \*\*\* Confidential - Industry group does not meet criteria for disclosure