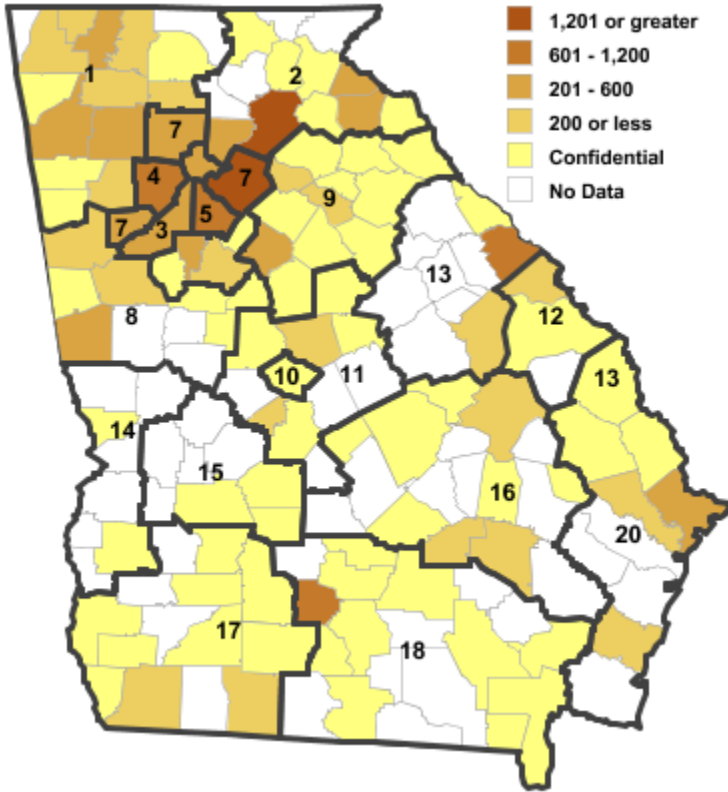


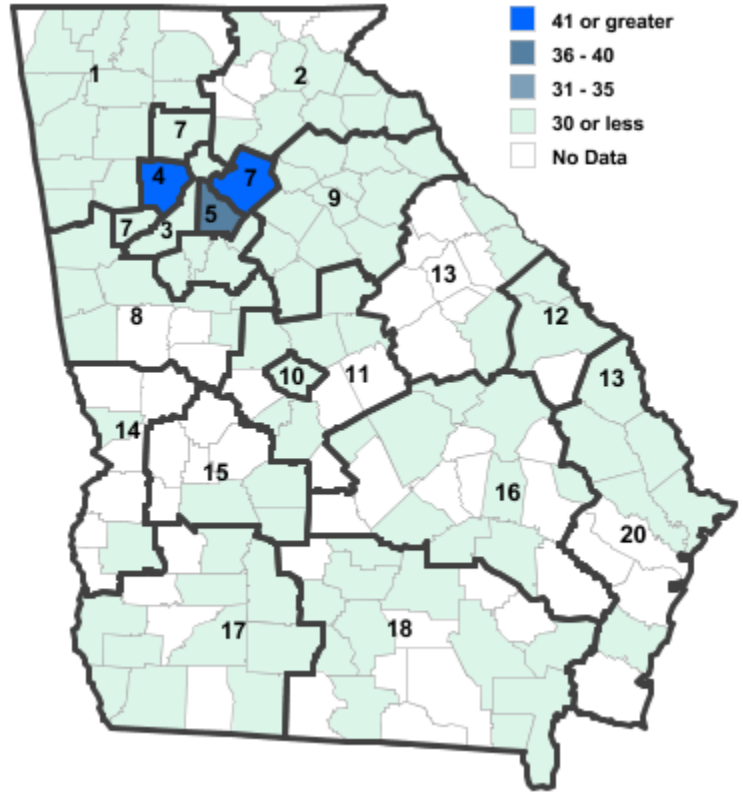
# Annual Industry Averages from QCEW 2017

## NAICS 333 : Machinery Manufacturing

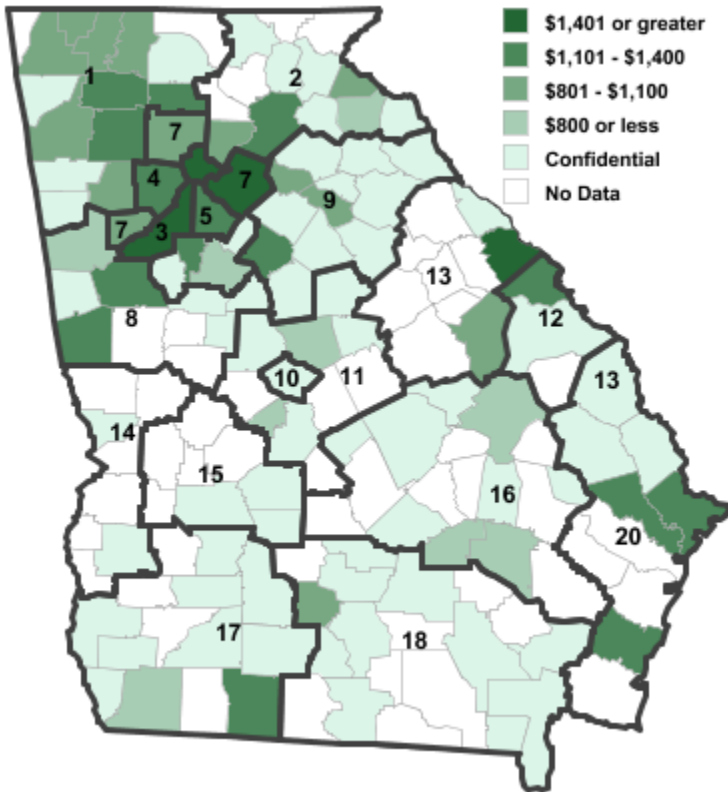
Employment



Establishments



Weekly Wages



Area

Establish- Employ- Weekly  
ments ment Wages

**Local Workforce Development Areas**

1	Northwest Georgia	71	1,498	\$1,055
2	Georgia Mountains	57	3,468	\$1,044
3	City of Atlanta	30	262	\$1,473
4	Cobb County	50	920	\$1,167
5	DeKalb County	37	914	\$1,188
6	Fulton County	30	262	\$1,473
7	Atlanta Regional	122	4,460	\$1,397
8	West Central Georgia	27	906	\$1,183
9	Northeast Georgia	41	2,138	\$1,072
10	Macon-Bibb	8	***	***
11	Middle Georgia	12	232	\$1,119
12	Central Savannah River	5	64	\$1,058
13	East Central Georgia	9	750	\$1,584
14	Lower Chattahoochee	7	***	***
15	Middle Flint	5	321	\$1,257
16	Heart of Georgia-Altamaha	23	1,861	\$578
17	Southwest Georgia	25	351	\$867
18	Southern Georgia	22	816	\$1,097
20	Coastal Georgia	24	1,076	\$1,086

**Counties with largest values**

135	Gwinnett	66	2,193	\$1,717
155	Irwin	1	14	\$2,963

Note: \*\*\* Confidential - Industry group does not meet criteria for disclosure